



PARKWAYSCHOOLS

HIGHER EXPECTATIONS. BRIGHTER FUTURES.

Financial Statements

Date: August 2019

PARKWAY SCHOOL DISTRICT
MONTHLY FINANCIAL REPORT
TABLE OF CONTENT

<u>DOCUMENT</u>	<u>PAGE</u>
EXECUTIVE SUMMARY.	1 - 2
GRAPHS - REVENUE, EXPENDITURE, CASH, AND FUND BALANCE .	3 - 5
RECAPITULATION OF FUNDS	6
ACCRUAL BALANCE SHEET.	7
BREAKOUT OF CASH AND INVESTMENTS	8
MODIFIED ACCRUAL REVENUE SCHEDULE	9
EXPENDITURE SUMMARY BY OBJECT	10
FOOD SERVICE INCOME AND EXPENSE	11
EXPENDITURE SUMMARY BY BUILDING	12
EXPENDITURE SUMMARY BY PROGRAM	13 - 15
GLOSSARY	16 - 17
PURCHASING REPORTS	18 – 34



TO: Board of Education

DATE: October 23, 2019

FROM: Patricia Bedborough, CPA

RE: Executive Summary August 2019

Abstract

The August financial reports are attached. As you can see it is early in the fiscal year, however the revenues received are slightly higher than the amount received last year in August. The expenditures remain slightly lower than the operating expenditures from last year.

Future Issues

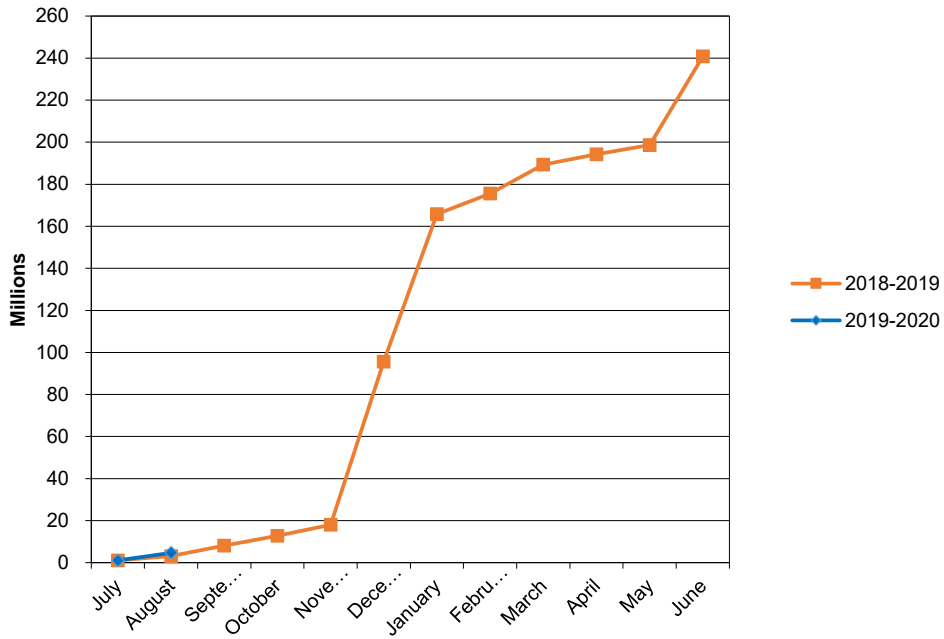
The following issues are still pending and could affect district finances in the future:

1. Health Insurance Costs – Health costs are a large portion of our benefit expenses. Our pharmacy benefit manager is through Business Health Coalition and we have substantial savings over market trends for our pharmacy. We have opened our near site clinics for our employees and staff effective August 2018. We had no increase in our premiums for 2019 and 2020. Our wellness programs are very strong.
2. Commercial Property Assessments Appeals – As you are aware this has been a struggle over the last several years. We have seen our collection rate fluctuate due to these settlements. We worked with the state auditor’s office last year and have approved \$7.2 million in recoupment. Included in this year we have levied .1326 to the capital projects fund from our prior years recoupment calculations.
3. New Construction Assessments - In September we received our final amounts from St. Louis County. We had another strong year with new construction with just over \$25 million in commercial and residential property.
4. Interest Income –Interest rates are stabilizing. As we make our investment of funds, we will be able to project an interest income this year. Our interest from our banking account is slightly lower rate from last year due to the Fed’s lowering the treasury rate.
5. State Revenue –DESE will be adjusting the State Adequacy Target for the formula revenues. The State Adequacy Target is still well below the amount determined by the original formula legislation.

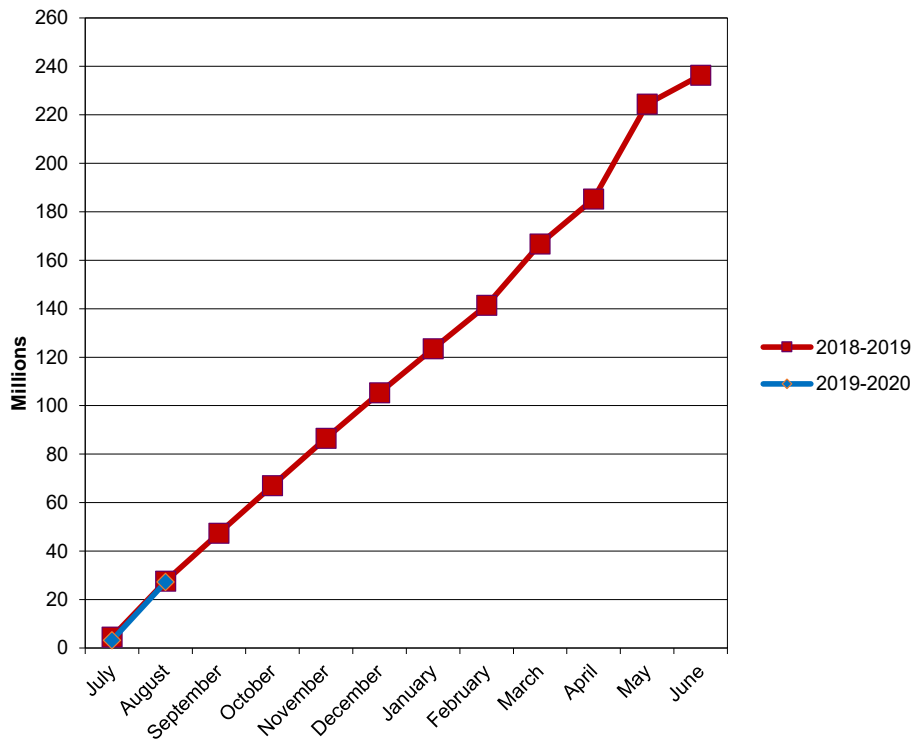
6. Spot Market Purchases – For information purposes, fiscal year-to-date purchases under the spot market procurement policy are as follows:

Fuel	\$	33,451.70
Paper	\$	31,372.80
Trash Liner	\$	7,040.00
Produce:	\$	9,850.00

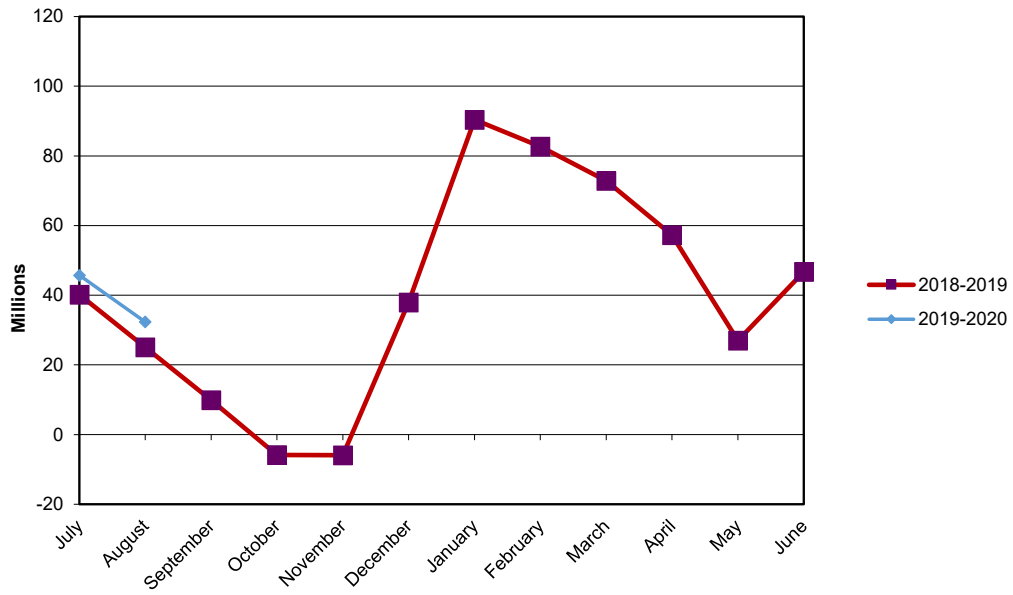
PARKWAY SCHOOL DISTRICT ACTUAL OPERATING REVENUE

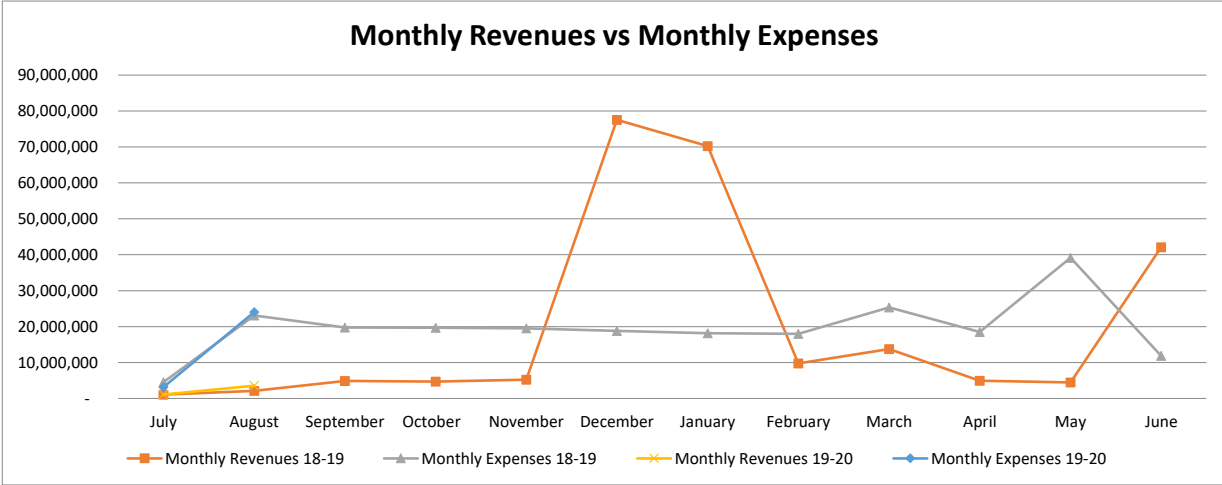
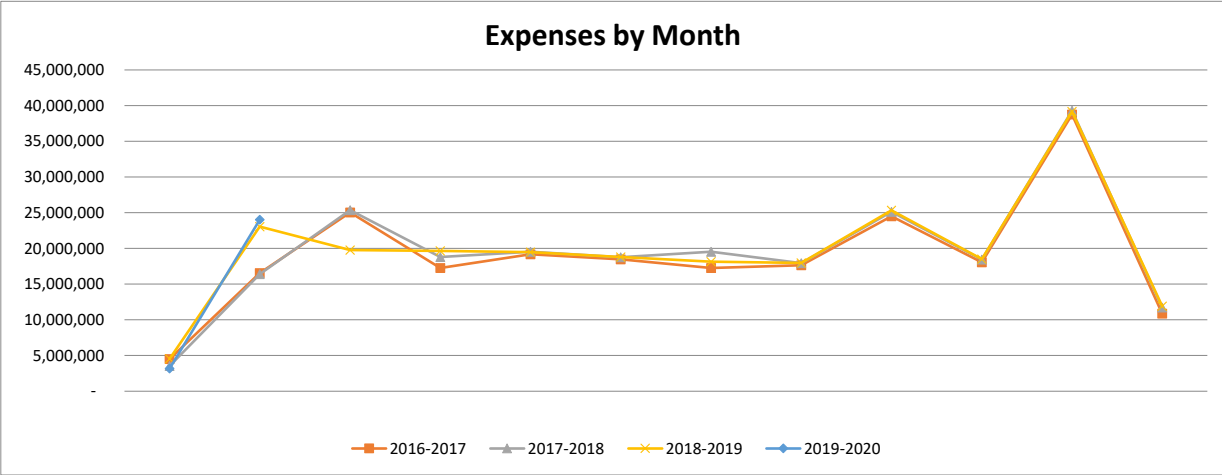
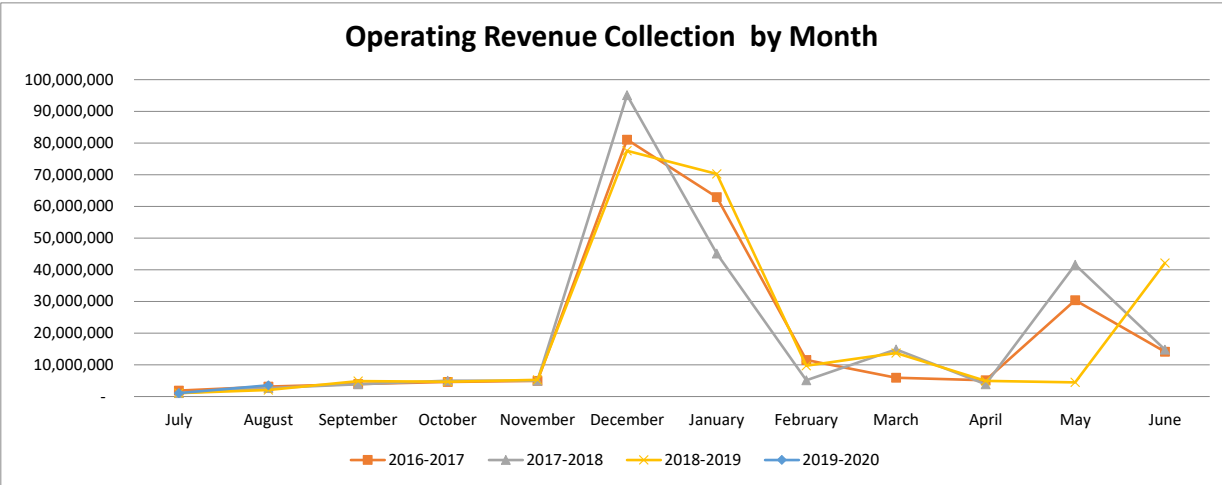


PARKWAY SCHOOL DISTRICT ACTUAL OPERATING EXPENDITURES



PARKWAY SCHOOL DISTRICT OPERATING FUND CASH AND INVESTMENTS





**Parkway School District
Recapitulation of Funds
Budget 2019-2020 With Restatement of Opening Balances**

FY2020 Full Year Projection	Operating	Debt Service	Capital Projects	2014 Bond Issue	2018 Bond Issue	All Funds	
Beginning Fund Balance	48,429,219	36,159,219	9,572,874	1,695,162	54,457,598	150,314,072	
Revenues	244,451,374	24,207,700	3,241,298	-	500,000	272,400,372	
Expenses	240,732,494	53,117,783	4,148,181	-	35,000,000	332,998,458	
Ending Fund Balance	52,148,099	7,249,136	8,665,991	1,695,162	19,957,598	89,715,986	
ACTUAL FY20 THROUGH 8/31/19	Operating	Debt Service	Capital Projects	2014 Bond Issue	2018 Bond Issue	All Funds	
Beginning Fund Balance	48,429,219	36,159,219	9,572,874	1,695,162	54,457,598	150,314,072	
Revenues	4,639,883	444,961	217,232	-	-	5,302,076	332,810,681
Expenses	27,207,574	4,532,493	1,934,892	214,258	1,907,559	35,796,776	
Transfers	-	-	-	-	-	-	
Ending Fund Balance	25,861,528	32,071,687	7,855,214	1,480,904	52,550,039	119,819,372	
ACTUAL FY19 THROUGH 8/31/18	Operating	Debt Service	Capital Projects	2014 Bond Issue	2018 Bond Issue	All Funds	
Beginning Fund Balance	46,492,486	36,717,985	2,253,613	17,496,421	-	102,960,505	
Revenues	3,158,501	-	395,811	80,171	-	3,634,483	
Expenses	27,605,359	3,607,505	341,275	6,656,622	-	38,210,761	
Transfers	-	-	-	-	-	-	
Ending Fund Balance	22,045,628	33,110,480	2,308,149	10,919,970	-	68,384,227	

**PARKWAY SCHOOL DISTRICT
ACCRUAL BALANCE SHEET
August 31, 2019**

	TOTAL- ALL FUNDS 8/31/2019	TOTAL- ALL FUNDS 8/31/2018
ASSETS		
Cash & Investments	\$ 139,708,185	80,593,893
Accounts Receivable	719,035	1,570,657
Inventories	714,871	1,220,630
Prepaid Expenses	2,340,296	2,822,119
Land	3,457,837	3,457,837
Land Improvements	15,628,730	17,072,007
Buildings/Improvements	200,708,807	163,361,983
Construction in Progress	21,129,217	50,522,194
Equipment	12,077,431	12,674,728
Total Assets	\$ 396,484,409	333,296,048
LIABILITIES & FUND BALANCE		
Accounts Payable - Operating Funds	\$ 2,045,912	646,254
Accounts Payable - Bond Issue Funds	25,864	325
Accounts Payable - Medical Fund	-	131,888
Wages, Payroll Taxes, and Benefits Payable	5,622,665	5,505,869
Tax Anticipation Note	-	-
Bonds Payable	245,760,000	206,945,000
Interest Payable	2,860,637	2,578,845
Liability for Compensated Absences	1,135,584	1,502,251
Liability for Early Retirement	205,016	902,168
Total Liabilities	\$ 257,655,678	218,212,600
Bond Issue Fund Balance	54,030,943	10,919,970
Debt Service Fund Balance	32,071,687	33,110,480
Capital Projects Fund Balance	7,855,214	2,308,149
Equity in Fixed Assets less Long Term Liabilities	3,040,785	35,160,485
Medical Fund Balance	15,968,574	11,538,736
Operating Fund Balance	25,861,528	22,045,628
Total Fund Balance	\$ 138,828,731	115,083,448
TOTAL LIABILITIES & FUND BALANCE	\$ 396,484,409	333,296,048

BREAKOUT OF CASH & INVESTMENT BALANCE

	<u>8/31/2019</u>	<u>8/31/2018</u>
MEDICAL FUND CASH	15,968,575	11,670,624
DEBT SERVICE FUND CASH	32,071,451	1,240,896
DEBT SERVICE FUND INVESTMENTS	235	32,129,292
BOND ISSUE FUND CASH	53,997,274	10,442,994
BOND ISSUE FUND INVESTMENTS	7,805	-
CAPITAL PROJECTS FUND CASH	5,330,214	-
OPERATING FUND CASH	32,332,631	15,110,087
OPERATING FUND INVESTMENTS	-	10,000,000
	<hr/>	<hr/>
TOTAL	139,708,185	80,593,893

RESTRICTED RESERVE

	<u>8/31/2019</u>	<u>8/31/2018</u>
FOOD SERVICE	335,711	253,146
MEDICAL BENEFITS	15,968,574	11,538,736
STUDENT ACTIVITY	2,897,968	2,760,363
	<hr/>	<hr/>
TOTAL	19,202,253	14,552,245

PARKWAY SCHOOL DISTRICT
MODIFIED ACCRUAL REVENUE SCHEDULE
TOTAL ALL FUNDS

	YEAR TO DATE 8/31/2019				YEAR TO DATE 8/31/2018			
	BUDGETED REVENUE	REVENUE REALIZED	% REALIZED	BALANCE TO BE REALIZED	REVENUE** 6/30/2018	REVENUE REALIZED	% REALIZED	BALANCE TO BE REALIZED
LOCAL								
Property Taxes	176,653,048	-	0.00%	176,653,048	171,474,393	-	0.00%	171,474,393
Delinquent Property Taxes	-	-	0.00%	-	(1,577,667)	-	0.00%	(1,577,667)
Sales Tax	16,073,970	-	0.00%	16,073,970	16,059,749	-	0.00%	16,059,749
M&M Surtax	4,906,653	-	0.00%	4,906,653	4,596,653	-	0.00%	4,596,653
Food Service	4,070,811	497,745	12.23%	3,573,066	4,016,924	322,935	8.04%	3,693,989
Other Local	8,255,978	330,656	4.01%	7,925,322	9,931,468	309,864	3.12%	9,621,604
VICC-VST Revenue	7,431,350	148,708	2.00%	7,282,642	8,651,877	48,175	0.56%	8,603,702
TOTAL LOCAL	217,391,810	977,109	0.45%	216,414,701	213,153,397	680,974	0.32%	212,472,423
INTEREST	942,750	133,605	14.17%	809,145	1,318,398	116,174	8.81%	1,202,224
COUNTY	3,214,584	1,598,293	49.72%	1,616,291	3,423,638	162,009	4.73%	3,261,629
STATE								
Basic Formula	2,425,913	360,303	14.85%	2,065,610	2,411,230	405,950	16.84%	2,005,280
Classroom Trust	6,576,038	965,601	14.68%	5,610,437	6,436,222	922,238	14.33%	5,513,984
Transportation	1,230,002	215,326	17.51%	1,014,676	1,230,079	223,415	18.16%	1,006,664
Other State	1,525,076	-	0.00%	1,525,076	1,805,336	78,320	4.34%	1,727,016
TOTAL STATE	11,757,029	1,541,230	13.11%	10,215,799	11,882,867	1,629,923	13.72%	10,252,944
FEDERAL								
Federal Food Service	2,112,600	-	0.00%	2,112,600	2,108,374	522	0.02%	2,107,852
Other Federal Entitlements	2,688,947	23,948	0.89%	2,664,999	2,703,424	301,538	11.15%	2,401,886
TOTAL FEDERAL	4,801,547	23,948	0.50%	4,777,599	4,811,798	302,060	6.28%	4,509,738
OTHER FINANCING SOURCES								
Transportation Reimbursement	2,808,435	19,563	0.70%	2,788,872	2,638,360	51,269	1.94%	2,587,091
Tuition From Other Districts	-	2,188	100.00%	(2,188)	118,997	-	0.00%	118,997
Sale Of Property	35,219	671	1.91%	34,548	42,873	4,079	9.51%	38,794
TOTAL OTHER FINANCING SOURCES	2,843,654	22,422	0.79%	2,821,232	2,800,230	55,348	1.98%	2,744,882
SUB-TOTAL OPERATING REVENUE	240,951,374	4,296,607	1.78%	236,654,767	237,390,328	2,946,488	1.24%	234,443,840
STUDENT ACTIVITIES	3,500,000	343,276	9.81%	3,156,724	3,387,145	212,013	6.26%	3,175,132
TOTAL OPERATING REVENUE	244,451,374	4,639,883	1.90%	239,811,491	240,777,473	3,158,501	1.31%	237,618,972
NON-OPERATING REVENUES								
2019 Bond Issue	-	-	0.00%	-	55,000,000	-	0.00%	55,000,000
2019 Bond Issue Interest/Premium	500,000	-	0.00%	500,000	5,195,531	-	0.00%	5,195,531
2014 Bond Issue Interest/Premium	-	-	0.00%	-	199,786	80,171	40.13%	119,615
Debt Service Property Taxes	23,098,063	-	0.00%	23,098,063	22,420,935	-	0.00%	22,420,935
Debt Service Delinquent Prop. Taxes	-	-	-	-	(206,286)	-	0.00%	(206,286)
Debt Service Interest/Premium	505,192	270,992	53.64%	234,200	747,336	254,499	34.05%	492,837
Debt Service County Revenue	604,445	173,969	28.78%	430,476	641,617	4,990	0.78%	636,627
Cap. Projects Property Taxes	2,356,945	-	0.00%	2,356,945	6,849,824	-	0.00%	6,849,824
Cap. Projects Delinquent Prop. Taxes	-	-	-	-	(63,022)	-	100.00%	(63,022)
Capital Projects Other	583,853	94,473	16.18%	205,527	928,348	489	0.00%	927,859
Capital Projects Grants	-	-	0.00%	-	-	-	0.00%	-
Marketing Agreement	300,000	122,083	40.69%	-	317,917	135,833	42.73%	182,084
Capital Interest/Premium	500	676	135.20%	(176)	1,222	-	100.00%	1,222
TOTAL ALL REVENUE SOURCES	272,400,372	5,302,076	1.95%	267,098,296	332,810,681	3,634,483	1.09%	329,176,198

EXPENDITURE SUMMARY BY OBJECT
TOTAL ALL FUNDS
August 31, 2019

	BUDGET	ACTUAL	%	ACTUAL**	ACTUAL	%	CHANGE FROM PRIOR YEAR	
	2019-2020	EXPENDITURES YTD 8/31/2019	EXPENDED 2019-2020	EXPENDITURES 06/30/2019	EXPENDITURES YTD 8/31/2018	EXPENDED 2018-2019	\$	%
SALARIES								
Certificated	102,864,414	11,637,740	11.31%	100,050,706	11,735,732	11.73%	(97,992)	-0.42%
Classified	38,746,304	4,197,066	10.83%	37,875,070	4,501,338	11.88%	(304,272)	-1.05%
Administrative	12,497,566	2,432,540	19.46%	12,128,795	2,317,411	19.11%	115,129	0.36%
TOTAL SALARIES	154,108,284	18,267,346	11.85%	150,054,571	18,554,481	12.37%	(287,135)	-0.51%
BENEFITS								
Retirement, Social Security and Medicare	26,480,541	3,018,694	11.40%	25,367,886	3,032,477	11.95%	(13,783)	-0.55%
Medical, Dental and Life Insurance	28,123,058	1,961,008	6.97%	28,044,920	1,954,698	6.97%	6,310	0.00%
TOTAL BENEFITS	54,603,599	4,979,702	9.12%	53,412,806	4,987,175	9.34%	(7,473)	-0.22%
PURCHASED SERVICES								
Substitute Services	2,955,354	33,604	1.14%	2,695,542	85,377	3.17%	(51,773)	-2.03%
Tuition	92,882	27,976	30.12%	173,834	28,911	16.63%	(935)	13.49%
Professional Services	2,134,616	269,791	12.64%	2,172,772	321,635	14.80%	(51,844)	-2.16%
Audit	41,000	8,500	20.73%	33,800	8,000	23.67%	500	-2.94%
Technical Services	92,400	16,535	17.90%	113,782	12,613	11.09%	3,922	6.81%
Legal Services	200,000	21,599	10.80%	179,905	4,579	2.55%	17,020	8.25%
Property Services	2,437,254	308,913	12.67%	2,198,123	271,242	12.34%	37,671	0.33%
Travel & Contracted Trans.	1,751,187	31,063	1.77%	1,631,375	41,127	2.52%	(10,064)	-0.75%
Property Insurance	879,000	-	0.00%	864,490	-	0.00%	-	0.00%
Liability Insurance	874,095	8,984	1.03%	845,825	1,020	0.12%	7,964	0.91%
Other Purchased Services	1,665,419	319,289	19.17%	1,477,766	303,579	20.54%	15,710	-1.37%
TOTAL PURCHASED SERVICES	13,123,207	1,046,254	7.97%	12,387,214	1,078,083	8.70%	(31,829)	-0.73%
CONSUMABLES								
General Supplies	3,700,000	474,657	12.83%	3,670,818	546,153	14.88%	(71,496)	-2.05%
Instructional Supplies	6,923,374	1,464,858	21.16%	6,634,988	1,508,155	22.73%	(43,297)	-1.57%
Library Books	363,330	141,501	38.95%	298,061	45,498	15.26%	96,003	23.68%
Gasoline/Diesel	658,200	17,621	2.68%	652,224	26,759	4.10%	(9,138)	-1.43%
Energy Services	3,915,000	333,504	8.52%	3,576,865	409,543	11.45%	(76,039)	-2.93%
Food Service Supplies	2,643,000	222,773	8.43%	2,393,954	205,176	8.57%	17,597	-0.14%
TOTAL CONSUMABLES	18,202,904	2,654,914	14.59%	17,226,910	2,741,284	15.91%	(86,370)	-1.33%
OPERATING LEASES								
	294,500	-	0.00%	41,215	-	0.00%	-	0.00%
SUBTOTAL OPERATING EXPENSES	240,332,494	26,948,216	11.21%	233,122,716	27,361,023	11.74%	(412,807)	-0.52%
STUDENT ACTIVITIES	3,500,000	259,358	7.41%	3,218,024	244,336	7.59%	15,022	-0.18%
ANTICIPATED EXPENDITURE SAVINGS	(3,100,000)	-	0.00%	-	-	0.00%	-	0.00%
TOTAL OPERATING EXPENSES	240,732,494	27,207,574	11.30%	236,340,740	27,605,359	11.68%	(397,785)	-0.38%
CAPITAL OUTLAY - NON BOND EXPENSES								
Land Improvement	-	-	100.00%	34,576	17,774	51.41%	(17,774)	48.59%
Building Alterations	652,700	56,628	8.68%	641,821	14,360	2.24%	42,268	6.44%
General Equipment	1,067,775	108,217	10.13%	434,346	63,089	14.53%	45,128	-4.39%
Instructional Equipment	288,725	12,355	4.28%	278,826	32,620	11.70%	(20,265)	-7.42%
Technology Equipment	200,000	633,007	316.50%	172,430	39,130	22.69%	593,877	293.81%
Student Activity	180,000	16,377	9.10%	161,507	37,741	23.37%	-	-14.27%
Vehicles	230,000	-	0.00%	149,853	80,653	53.82%	(80,653)	-53.82%
School Buses	1,200,000	1,063,244	88.60%	1,010,196	10,100	100.00%	1,053,144	-11.40%
TOTAL CAPITAL OUTLAY	3,819,200	1,889,828	49.48%	2,883,555	295,467	10.25%	1,594,361	39.24%
2014 BOND ISSUE EXPENDITURES	-	214,258	100.00%	16,001,045	6,656,622	41.60%	(6,442,364)	58.40%
2018 BOND ISSUE EXPENDITURES	35,000,000	1,907,559	5.45%	5,737,933	-	0.00%	1,907,559	5.45%
CAPITAL FUND - BUS LEASES	328,981	45,064	13.70%	331,473	45,808	13.82%	(744)	-0.12%
DEBT SERVICE - GO BONDS	53,117,783	4,532,493	8.53%	24,162,368	3,607,505	14.93%	924,988	-6.40%
GRAND TOTAL EXPENSES	332,998,458	35,796,776	10.75%	285,457,114	38,210,761	13.39%	(2,413,985)	-2.64%

FOOD SERVICE
STATEMENT OF INCOME AND EXPENSE
August 31, 2019

		<u>BUDGET</u>	<u>CURRENT</u>	<u>ACTUAL</u>		<u>PRIOR YEAR</u>	<u>PRIOR</u>	<u>PRIOR YEAR</u>
		<u>FY19</u>	<u>MONTH</u>	<u>EXPENDITURES</u>	<u>% EXPENDED</u>	<u>ACTUAL FY19</u>	<u>YEAR TO DATE</u>	<u>YEAR</u>
				<u>YTD 8/31/2020</u>			<u>August 2019</u>	<u>% EXPENDED</u>
RESERVE FOOD SERVICE SURPLUS	-74.7%		\$34,233	\$34,233		\$108,211	\$135,350	
INCOME								
LOCAL	-88.2%	4,070,811	\$497,745	\$497,745	12.23%	\$4,016,922	\$4,209,014	104.78%
STATE	-100.0%	38,039	\$0	\$0	0.00%	\$37,871	\$23,694	62.57%
FEDERAL	-100.0%	2,112,600	\$0	\$0	0.00%	\$2,108,406	\$2,141,863	101.59%
TOTAL INCOME	-92.2%	6,221,450	\$497,745	\$497,745	8.00%	\$6,163,199	\$6,374,571	103.43%
COST OF GOODS SOLD:								
Beginning Inventory	14.0%		\$151,400	\$151,400		\$167,832	\$132,849	79.16%
Add: Purchases-Food	-91.4%	3,000,000	\$222,773	\$222,773	7.43%	\$2,377,522	\$2,590,905	108.98%
Purchases-Other	-80.5%	236,280	\$36,419	\$36,419	15.41%	\$226,148	\$186,290	82.38%
Goods Available	-85.9%		\$410,592	\$410,592		\$2,771,502	\$2,910,044	105.00%
Less: Ending Inventory	218.5%		\$534,477	\$534,477		\$151,400	\$167,832	110.85%
TOTAL COST OF GOODS	-104.5%	3,236,280	(\$123,885)	(\$123,885)	-3.83%	\$2,620,102	\$2,742,212	104.66%
GROSS MARGIN	-82.9%	\$2,985,170	\$621,630	\$621,630	20.82%	\$3,543,097	\$3,632,360	102.52%
OPERATION COSTS:								
Salaries	-93.1%	2,144,495	\$161,718	\$161,718	7.54%	\$2,361,181	\$2,359,241	99.92%
Fringe Benefits	-88.3%	1,227,870	\$137,257	\$137,257	11.18%	\$1,211,028	\$1,176,834	97.18%
Purchased Services	-83.3%	91,716	\$10,152	\$10,152	11.07%	\$83,704	\$60,690	72.50%
Operating Supplies	-83.3%	68,955	\$8,900	\$8,900	12.91%	\$77,766	\$53,316	68.56%
Credit for Services	-94.1%	(100,000)	(\$7,565)	(\$7,565)	7.57%	(\$118,757)	(\$128,799)	108.46%
Total Operating Costs	-91.2%	3,433,036	\$310,461	\$310,461	9.04%	\$3,614,922	\$3,521,281	97.41%
INCOME (LOSS) FROM OPERATIONS	180.1%	(447,866)	\$311,169	\$311,169		(\$71,825)	\$111,078	-154.65%
EQUIPMENT		200,000	\$9,691	\$9,691	4.85%	\$2,153	\$138,218	6421.28%
RESERVE FOOD SERVICE SURPLUS	210.2%		\$335,711	\$335,711		\$34,233	\$108,210	316.10%

**Parkway School District
Building Location Recap Report**

Fiscal Year 2020 Through Period 2 Run Date: 10-10-2019 @ 09:38:05

	Budget	Expended	Encumbrances	Unexpended
FERN RIDGE HIGH	16,400.00	444.60	2,237.67	13,717.73
CENTRAL HIGH	269,214.00	46,254.99	46,409.20	176,549.81
NORTH HIGH	249,467.00	20,244.09	39,741.45	189,481.46
WEST HIGH	301,036.00	57,709.30	34,535.85	208,790.85
SOUTH HIGH	391,238.00	38,645.47	52,233.24	300,359.29
SOUTHWEST MIDDLE	96,123.00	18,703.03	13,699.65	63,720.32
CENTRAL MIDDLE	135,405.00	14,066.48	6,099.67	115,238.85
NORTHEAST MIDDLE	137,024.00	16,351.96	6,774.51	113,897.53
SOUTH MIDDLE	88,740.00	8,519.93	1,657.32	78,562.75
WEST MIDDLE	166,158.00	33,775.43	13,238.09	119,144.48
BARRETS ELEM.	49,558.00	14,858.27	3,092.80	31,606.93
BELLERIVE ELEM.	56,090.00	16,654.95	2,543.00	36,892.05
CARMAN TRAILS ELEM.	63,758.00	15,596.16	12,499.63	35,662.21
CLAYMONT ELEM.	67,734.00	14,983.99	5,552.77	47,197.24
CRAIG ELEM.	69,438.00	14,846.24	20,656.59	33,935.17
GREEN TRAILS ELEM.	59,782.00	13,424.30	654.38	45,703.32
HANNA WOODS ELEM.	64,752.00	25,812.58	9,941.79	28,997.63
HENRY ELEM.	88,781.00	21,300.52	13,704.31	53,776.17
HIGHCROFT ELEM.	53,250.00	11,740.94	6,498.89	35,010.17
MASON RIDGE ELEM.	64,752.00	19,770.27	2,861.33	42,120.40
MCKELVEY ELEM.	95,792.00	21,849.30	5,504.71	68,437.99
OAK BROOK ELEM.	70,574.00	16,153.49	5,976.66	48,443.85
PIERREMONT ELEM.	65,808.00	21,600.60	5,283.62	38,923.78
RIVER BEND ELEM.	64,042.00	20,345.66	8,990.20	34,706.14
ROSS ELEM.	55,238.00	16,803.13	690.72	37,744.15
SORRENTO SPRINGS ELEM.	36,352.00	8,437.53	5,910.53	22,003.94
SHENANDOAH VALLEY ELEM.	73,311.00	28,774.94	20,850.30	23,685.76
WREN HOLLOW ELEM.	60,208.00	18,719.69	10,292.70	31,195.61
Grand Total for Funds 10-12	2,987,506.00	547,529.03	347,980.59	2,091,996.38
Grand Total for Fund 20	4,819.00	0.00	0.00	4,819.00
Grand Total for Fund 30	0.00	0.00	0.00	0.00
Grand Total for Funds 40-41	17,700.00	28,858.81	10,150.99	-21,309.80
Grand Total All	3,010,025.00	576,387.84	358,131.58	2,075,505.58

**Parkway School District
Consolidated Budget - Programs Recap Report**

Fiscal Year 2020 Through Period 2 Run Date: 10-10-2019 @ 09:38:58

	Budget	Expended	Encumbrances	Unexpended
SPECIAL READING	16,064.00	7,641.09	2,456.49	5,966.42
COMM ARTS	210,200.00	50,453.65	5,970.00	153,776.35
MATHEMATICS	85,398.00	11,709.82	2,425.50	71,262.68
FINE ARTS	394,162.00	47,779.45	41,929.23	304,453.32
PHYSICAL EDUCATION	60,632.00	16,423.14	5,182.44	39,026.42
SCIENCE	113,636.00	8,893.80	6,320.18	98,422.02
SOCIAL STUDIES	110,656.00	14,982.93	21,793.28	73,879.79
INSTRUCTIONAL TECHNOLOGY	104,587.00	10,559.69	8,162.36	85,864.95
GUIDANCE	25,922.00	3,269.69	234.22	22,418.09
ART	135,891.00	45,899.55	30,190.67	59,800.78
BLDG ADMIN SERVICES	1,708,239.00	312,099.73	173,321.76	1,222,817.51
AUDIO VISUAL SERVICES	7,140.00	1,350.00	250.00	5,540.00
BUSINESS EDUCATION	41,246.00	2,216.59	134.42	38,894.99
MODERN CLASSICAL LANG	42,321.00	5,059.51	4,100.00	33,161.49
FAMILY AND CONSUMER SC	64,023.00	1,703.01	1,500.00	60,819.99
INDUSTRIAL ARTS	44,070.00	5,337.87	4,717.90	34,014.23
STUDENT BODY ACT	99,684.00	43,891.54	73,933.69	-18,141.23
COOP VOC ED	185,459.00	2,878.11	20,311.43	162,269.46
UNIFIED STUDIES	2,580.00	103.00	0.00	2,477.00
SPEECH	21,536.00	1,721.34	0.00	19,814.66
LIBRARY SVCS	74,005.00	8,503.43	2,745.43	62,756.14
HEALTH ED	6,527.00	117.54	0.00	6,409.46
EEE CAMP	143,238.00	-48,464.33	24,087.60	167,614.73
GIFTED EDUCATION	218,599.00	37,514.04	401.55	180,683.41
DRUG FREE SCHOOL	134,777.00	13,117.04	500.00	121,159.96
SUB RELEASE DAYS	1,000.00	0.00	0.00	1,000.00
ADC	761,232.00	104,708.79	4,543.37	651,979.84
SUMMER SCHOOL	1,509,408.00	75,822.15	18,870.00	1,414,715.85
INSTRUCTIONAL STAFFING	136,784,993.00	14,254,467.68	0.00	122,530,525.3
BLDG LEVEL STAFFING	17,079,372.00	2,665,906.79	0.00	14,413,465.21
SPECIAL SERVICES	401,254.00	67,542.95	0.00	333,711.05
ESOL	23,651.00	822.63	0.00	22,828.37
ATHLETICS	1,247,951.00	277,545.43	438,413.18	531,992.39
ADULT BASIC EDUCATION	1,595,748.00	169,292.32	11,411.08	1,415,044.60
SWIM CLUB	819,060.00	99,234.27	80,498.60	639,327.13
EARLY CHILDHOOD	1,776,799.00	185,387.83	6,706.44	1,584,704.73
PRESCHOOLS	2,351,726.00	237,979.32	6,055.95	2,107,690.73
PARK ROCK COMM ED	38,065.00	5,846.25	949.00	31,269.75

**Parkway School District
Consolidated Budget - Programs Recap Report**

Fiscal Year 2020 Through Period 2 Run Date: 10-10-2019 @ 09:38:58

	Budget	Expended	Encumbrances	Unexpended
STUDENT SERVICES	177,614.00	15,445.72	0.00	162,168.28
PUPIL PERSONNEL	2,064,559.00	238,729.17	57,756.85	1,768,072.98
HEALTH SERVICES	2,922,209.00	343,237.85	17,301.84	2,561,669.31
GUIDANCE AND COUNSELING	200,376.00	49,556.84	0.00	150,819.16
SEB SUPPORT	16,531.00	9,517.77	0.00	7,013.23
TEACH LEARN ACCOUNTABILITY	4,673,974.00	615,405.49	294,484.24	3,764,084.27
PROFESSIONAL LEARNING	621,111.00	211,064.36	3,380.56	406,666.08
READING DIAGNOSTICS	205,699.00	10,602.32	0.00	195,096.68
EVALUATION	271,913.00	46,713.79	2,191.09	223,008.12
INSTRUC TECH LIBRARY MEDIA	1,168,077.00	231,987.59	37,779.91	898,309.50
STUDENT ASSESSMENT	382,590.00	23,014.63	15,408.00	344,167.37
PROGRESS MONITORING	537,174.00	22,091.50	0.00	515,082.50
BOARD OF EDUCATION	138,365.00	17,803.50	0.00	120,561.50
SUPERINTENDENT	487,126.00	88,153.43	0.00	398,972.57
DISTRICT DUES	154,700.00	84,027.95	51,751.35	18,920.70
LEGAL SERVICES	200,000.00	21,598.61	161,016.13	17,385.26
DEPUTY SUPERINTENDENT	382,921.00	55,374.93	563.83	326,982.24
ASST SUPER OF STUDENT SERVICES	348,909.00	44,564.27	93.60	304,251.13
CHIEF FINANCIAL OFFICER	326,659.00	57,493.14	850.00	268,315.86
COMMUNICATIONS	1,064,382.00	175,596.17	23,481.02	865,304.81
SAFETY SECURITY	1,334,744.00	130,988.89	676,233.55	527,521.56
SPECIAL PROJECTS	139,229.00	10,815.92	0.00	128,413.08
FINANCE	1,190,495.00	169,308.17	38,602.82	982,584.01
INTERNAL EQUIP FIN	756,807.00	104,355.38	469,598.66	182,852.96
RISK MGMT	2,347,095.00	-506,504.55	17,224.42	2,836,375.13
FOOD SERVICES	6,913,378.00	579,344.02	2,722,550.63	3,611,483.35
PURCHASING	1,118,292.00	709,917.82	484.92	407,889.26
PRINT SHOP	33,465.00	4,370.47	6,045.21	23,049.32
SCHOOL STORES	394,840.00	40,242.54	111,726.84	242,870.62
WAREHOUSE	1,013,320.00	113,596.13	12,358.92	887,364.95
MAILROOM	92,600.00	9,651.30	4,864.79	78,083.91
TECHNOLOGY	7,244,209.00	1,392,968.41	776,283.44	5,074,957.15
HUMAN RESOURCES	1,186,272.00	186,873.22	23,750.95	975,647.83
TRANSPORTATION	7,293,861.00	1,627,947.55	149,039.47	5,516,873.98
SSD TRANSPORTATION	2,091,374.00	167,393.80	0.00	1,923,980.20
STUDENTS IN TRANSITION	450,000.00	1,116.00	446,398.60	2,485.40
FACILITY OPERATIONS	8,628,173.00	1,001,957.05	253,085.85	7,373,130.10
FACILITY MAINTENANCE	5,097,485.00	702,540.58	840,406.98	3,554,537.44

**Parkway School District
Consolidated Budget - Programs Recap Report**

Fiscal Year 2020 Through Period 2 Run Date: 10-10-2019 @ 09:38:58

	Budget	Expended	Encumbrances	Unexpended
GROUNDS MAINTENANCE	2,091,060.00	265,525.42	588,012.54	1,237,522.04
PLANNING	1,375,846.00	254,986.60	271,324.22	849,535.18
ENVIRONMENTAL SVCS	739,728.00	69,299.58	75,065.32	595,363.10
FACILITY MANAGEMENT	766,365.00	47,567.90	134,926.67	583,870.43
SUSTAINABILITY	5,109,810.00	402,179.81	3,730,452.30	977,177.89
REBATE PROJECTS	0.00	-37,432.50	171,639.19	-134,206.69
2014 BOND	3,000,000.00	214,257.88	716,744.26	2,068,997.86
2018 BOND	25,000,000.00	1,907,559.11	16,935,166.51	6,157,274.38
DEBT SERVICE	50,474,423.00	4,532,492.93	4,000.00	45,937,930.07
STATE GRANTS	217,219.00	33,889.30	0.00	183,329.70
FEDERAL GRANTS	1,679,708.41	256,978.80	15,631.07	1,407,098.54
LOCAL GRANTS	120,991.69	24,277.52	0.00	96,714.17
Grand Total for Funds 10-12	84,841,796.70	8,954,643.40	12,280,095.65	63,607,057.65
Grand Total for Fund 20	155,547,213.40	18,002,293.24	0.00	137,544,920.16
Grand Total for Fund 30	50,474,423.00	4,532,492.93	4,000.00	45,937,930.07
Grand Total for Funds 40-41	6,823,097.00	2,132,773.04	1,636,530.16	9,211,068.18
Grand Total All	322,686,530.10	35,529,761.72	30,855,792.32	256,300,976.06

• **GLOSSARY**

ACCOUNTS PAYABLE - Unpaid amounts currently owed to vendors for goods and services provided.

ACCOUNTS RECEIVABLE - Revenues earned but not yet received by the District.

AMOUNT PROVIDED FOR BOND PRINCIPAL - Amount available to meet current and future bond payments.

AMOUNT TO BE PROVIDED FOR PRINCIPAL AND INTEREST - The amount of funds needed to repay remaining bonded indebtedness. This is a “memo type” entry and does not represent an actual accumulation of cash.

BONDS AND INTEREST PAYABLE - CURRENT - Amount of bond principal and interest payable in future years.

CONSTRUCTION IN PROGRESS - Amounts expended to date on construction projects not completed. When completed, this account is reduced by the total cost of the completed projects.

ENCUMBRANCES - Obligations in the form of purchase orders, contracts, salary commitments, etc. for which a budgeted appropriation has been made.

EQUITY IN GENERAL FIXED ASSETS - Represents the appropriation of funds over a number of years to acquire land, buildings / improvements, and equipment. It is an offset to the respective asset accounts.

FUND BALANCE - The excess of assets over liabilities, which represent the “net worth” of a fund.

FUNDS - The four basic funds and their purposes are:

Capital Projects (Building) - Only capital equipment and building additions / alterations can be charged to this fund. Primary sources of revenue are property / delinquent taxes, building leases, investment income and sale of bonds.

Debt Service - Bond principal, interest and fees associated with the issue and redemption of bonds are the only expenses chargeable to this fund. Primary sources of revenue are property / delinquent taxes and investment income.

General (Incidental) - Expenses not specifically chargeable to other funds are charged to this fund. Primary sources of revenue are property / delinquent taxes, sales tax, investment income, minimum guarantee, VST, textbook, transportation and food service.

Special Revenue (Teachers) - Only salaries for certificated personnel and the cost medical / dental / vision / life insurance can be charged to this fund. Primary sources of revenue are property / delinquent taxes, investment income, state utility tax, minimum guarantee and VST.

INVENTORIES - Value of consumables purchased for future use.

PREPAID EXPENSES - Services paid for in advance of use (e.g. insurance).

RESERVE - Portion of the fund balance which is segregated for a future use and, therefore, not available for future appropriation.

RESERVE FOR BUDGETED ENCUMBRANCE - Funds budgeted and encumbered but not yet spent.

RESTRICTED RESERVE - Balances in the General Fund or Capital Projects Fund restricted as to the use (e.g. future medical / dental benefits) or unspent bond issue funds.

UNREALIZED REVENUES - Revenues budgeted but not yet realized.

UNSPENT BUDGETED FUNDS - Funds budgeted but not expended or encumbered.



FOR MONTH OF: AUGUST – FY20

Attached is a list (alphabetical by vendor) of purchase orders and order for payments \$500 to \$15,000 and \$15,000 + which the administration has approved in accordance with Policy #DJEBP

Reports per DIC.BP

c: Patty Bedborough, Brian Whittle, Erik Lueders

ORDER FOR PAYMENT

\$500 - \$15,000

AUGUST FY20

VENDOR NAME	DOCUMENT	INVOICE	WARRANT	OBJECT	CHECK NO	AMOUNT
AGPARTS	375985	1416169	REG	6412	0	\$ 973.50
AMERICAN SOLUTIONS	372281	INV04280494	REG	6411	492287	\$ 643.94
ARTS LAWN MOWER SHOP	374634	E919946	REG	6411	492660	\$ 591.00
B&J PEERLESS RESTAUR	375190	32592	090519	6411	0	\$ 564.56
C & B LIFT TRUCK	373160	28360	REG	6411	492296	\$ 863.87
CENTRAL MISSOURI PIZ	375848	1082654-IN	REG	6411	0	\$ 902.25
CHROMEBOOK SOLUTIONS	374505	32388	REG	6412	492715	\$ 659.80
CHROMEBOOK SOLUTIONS	376216	32410	REG	6412	0	\$ 674.75
CHROMEBOOK SOLUTIONS	373089	32385	REG	6412	492326	\$ 729.60
CORPORATE SEASONINGS	372704	10168	REG	6411	492301	\$ 575.50
CROWN TROPHY OF ST L	373576	19-2041	REG	6411	0	\$ 902.00
EDUCATIONPLUS	372929	28439	REG	6319	492686	\$ 850.00
EDUCATIONPLUS	372932	28443	REG	6319	492686	\$ 850.00
FAUST COUNTY PARK	375196	APRIL 26, 2019	EARLY	6398	0	\$ 600.00
GATEWAY SCREEN	372867	1351	REG	6411	492692	\$ 560.25
		REIM/STJOSEPH/2-				
GLASS, ASHLEE	374768	19/T	REG	6319	0	\$ 600.00
HAMPTON, SUSAN M	372428	1	REG	6411	492091	\$ 800.17
HEATON, TRACY	374630	080219 TVL	REG	6319	0	\$ 500.00
IMAGE SOLUTIONS USA	374551	109851	REG	6411	0	\$ 867.08
IMAGE SOLUTIONS USA	372429	109331	REG	6411	492322	\$ 905.70
JUST WINDOWS CLEANIN	372723	20190801	REG	6411	492457	\$ 550.00
MARTIN, EMILY	374504	REIM/INCW/TITLEI/3	REG	6319	0	\$ 558.00
MIDWEST SHEET MUSIC	374549	109421	REG	6431	0	\$ 852.15
MIDWEST SHEET MUSIC	372241	109026	EARLY	6431	492241	\$ 960.41
MOON, CAROL	373603	PRESCHOOL REFUND	EARLY	6411	492812	\$ 510.00
MYBRANDPROMO INC	372351	8898-1	080819	6411	4268	\$ 809.12
NORMAN LUMBER	374706	1908-0019	REG	6411	0	\$ 805.50
OFFICE ESSENTIALS IN	374063	CIV1019160	EARLY	6411	0	\$ 611.26
PINEAPPLE APPEAL	374553	13988	REG	6411	0	\$ 674.25
ROYAL PAPERS	374707	020825	REG	6411	492728	\$ 793.00
SCHOLASTIC	375540	M6718640	090519	6411	0	\$ 824.18
SITEONE LANDSCAPE SU	374709	9351922-001	REG	6411	0	\$ 560.00
SNO SITES	375846	25982	090519	6398	0	\$ 962.50
SOCCER MASTER TEAM D	372928	010820891-0	082219	6411	4362	\$ 672.00
SOLUTION TREE LLC.	373553	S215697	090519	6411	0	\$ 739.83
SPECIAL EDUCATION FO	376171	07312019	EARLY	6411	0	\$ 500.00
SPORTSPRINT INC	373837	356888	082219	6411	4364	\$ 626.46
TECH ELECTRONICS INC	374710	I190808016	REG	6411	0	\$ 688.80
TURNAGE, LORI	374680	080219 TVL	REG	6319	0	\$ 500.00
UNITED REFRIGERATION	373189	69227912-00	REG	6411	492513	\$ 863.07
UNIVERSAL CREATIVE C	373913	47546	REG	6411	492514	\$ 656.00

VENDOR NAME	DOCUMENT	INVOICE	WARRANT	OBJECT	CHECK NO	AMOUNT
WE SEW ALONG REPAIR	373145	20190723	REG	6332	492518	\$ 910.00
WINNING STREAK	373978	123307	090519	6411	0	\$ 539.00
WINNING STREAK	373977	123789	082919	6411	4420	\$ 581.00
WINNING STREAK	375837	124894	090519	6411	0	\$ 595.00
WINNING STREAK	375835	126020	090519	6411	0	\$ 640.50
WINNING STREAK	373006	126714	082219	6411	4370	\$ 668.00
WINNING STREAK	373979	123777	090519	6411	0	\$ 804.45
WINNING STREAK	374812	128192	090519	6411	0	\$ 806.00
WINNING STREAK	375836	126012	090519	6411	0	\$ 840.00
WINNING STREAK	373983	123783	090519	6411	0	\$ 893.60
WINNING STREAK	372564	124814	081519	6411	4318	\$ 966.00
						\$ 37,574.05

ORDER FOR PAYMENT

\$15,000+

AUGUST FY20

<u>VENDOR NAME</u>	<u>DOCUMENT</u>	<u>INVOICE</u>	<u>WARRANT</u>	<u>OBJECT</u>	<u>CHECK NO</u>	<u>AMOUNT</u>
ST. LOUIS CNTY TREAS	372478	LEGAL 8.6.19	MANUAL	1301	492072	\$ 25,000.00

PURCHASE ORDERS

\$500 - \$15,000

AUGUST FY20

PO#	Vendor Name	PO Date	Order Amount	Balance	Status	1st GL Account
46200014	AC SUPPLY	08/09/2019	\$ 777.78	\$ -	0 - Closed	10131193-6411
9200017	ACCO BRANDS	08/29/2019	\$ 1,642.56	\$ 1,642.56	8 - Printed	10241006-6332
9200016	ACCO BRANDS	08/29/2019	\$ 1,782.13	\$ 1,782.13	8 - Printed	10241006-6332
85200187	ACCURATE ASPHAL	08/20/2019	\$ 11,163.00	\$ -	0 - Closed	10255AIS-6332
62200080	ACT INC	08/14/2019	\$ 4,608.00	\$ 4,608.00	8 - Printed	10213077-6411 *
85200172	ADVANCED TURF S	08/14/2019	\$ 2,000.00	\$ 2,000.00	8 - Printed	10255AIT-6411
85200199	ADVANCED TURF S	08/27/2019	\$ 4,000.00	\$ 4,000.00	8 - Printed	10255AIT-6411
54200042	ADVERTISING UNL	08/06/2019	\$ 1,080.75	\$ -	0 - Closed	11149334-6411-09396
54200055	AGILE SPORTS TE	08/16/2019	\$ 3,000.00	\$ 3,000.00	8 - Printed	11149333-6391-07240
62200077	AKJ EDUCATION	08/14/2019	\$ 1,055.67	\$ 1,055.67	8 - Printed	10113211-6411
58200053	ALL STAR DISTRI	08/16/2019	\$ 3,000.00	\$ 2,778.41	8 - Printed	11149365-6411-08648
64200009	AMAZON	08/07/2019	\$ 500.00	\$ 500.00	8 - Printed	10265170-6411
83200018	AMAZON	08/01/2019	\$ 700.00	\$ 466.60	8 - Printed	10223200-6411
38200000	AMAZON	08/06/2019	\$ 800.00	\$ 800.00	8 - Printed	10234133-6411
62200070	AMAZON	08/07/2019	\$ 1,000.00	\$ 955.26	8 - Printed	10113025-6431
60200005	AMAZON	08/08/2019	\$ 3,000.00	\$ 2,959.12	8 - Printed	11259130-6411-09832
63200064	AMAZON	08/13/2019	\$ 3,500.00	\$ 1,515.26	8 - Printed	10235320-6412
60200008	AMERICAN BUSINE	08/27/2019	\$ 2,532.00	\$ 2,532.00	8 - Printed	11259130-6411-09832
58200036	ANDYMARK, INC	08/09/2019	\$ 1,000.00	\$ 1,000.00	8 - Printed	11149365-6411-08917
62200068	APPLIED EDUCATI	08/07/2019	\$ 4,000.00	\$ -	0 - Closed	10138333-6412-33200
58200071	ARROWHEAD ATHLE	08/27/2019	\$ 567.02	\$ 567.02	8 - Printed	11149365-6411-09324
85200145	ARTS LAWN MOWER	08/06/2019	\$ 1,919.00	\$ -	0 - Closed	10255AIC-6411
63200063	ASSETGENIE, INC	08/13/2019	\$ 1,605.75	\$ -	0 - Closed	10-1617
63200100	ASSETGENIE, INC	08/29/2019	\$ 4,205.00	\$ 4,205.00	8 - Printed	10-1617
58200037	B & B AQUATICS	08/09/2019	\$ 1,750.00	\$ 1,750.00	8 - Printed	11149385-6411-09416
54200050	B & B AQUATICS	08/14/2019	\$ 2,000.00	\$ 2,000.00	8 - Printed	11149334-6411-09416
63200094	B & H FOTO & EL	08/27/2019	\$ 512.98	\$ 512.98	8 - Printed	10111BBS-6412
63200073	B & H FOTO & EL	08/16/2019	\$ 521.80	\$ 521.80	8 - Printed	10111AKU-6412
63200074	B & H FOTO & EL	08/16/2019	\$ 521.80	\$ -	0 - Closed	10111AKU-6412
63200051	B & H FOTO & EL	08/02/2019	\$ 521.80	\$ -	0 - Closed	10255323-6339-05000
63200054	B & H FOTO & EL	08/06/2019	\$ 7,079.16	\$ -	0 - Closed	10235330-6412
56200059	BANDEMER MARKET	08/30/2019	\$ 4,731.00	\$ -	0 - Closed	11149359-6411-09396
54200075	BARNES & NOBLE	08/29/2019	\$ 500.00	\$ 500.00	8 - Printed	10221173-6441
50200027	BARNES & NOBLE	08/14/2019	\$ 999.00	\$ 999.00	8 - Printed	10221147-6451
85200186	BATTERIES PLUS	08/20/2019	\$ 2,485.00	\$ -	0 - Closed	102550E0-6411
85200173	BCI ACRYLIC BAT	08/14/2019	\$ 10,000.00	\$ 10,000.00	8 - Printed	102550DU-6411
63200106	BEST BUY BUSINE	08/30/2019	\$ 4,919.25	\$ 4,919.25	8 - Printed	10111BBS-6412
73200023	BETZ GOLF CENTE	08/21/2019	\$ 2,500.00	\$ 2,500.00	8 - Printed	10142400-6319
56200055	BEYERS LUMBER C	08/29/2019	\$ 517.90	\$ 517.90	8 - Printed	10131273-6411
85200200	BI-STATE UTILIT	08/27/2019	\$ 2,790.00	\$ 2,790.00	8 - Printed	102550ES-6332
46200013	BLICK ART MATER	08/06/2019	\$ 621.86	\$ 140.01	8 - Printed	10221132-6411
56200058	BLICK ART MATER	08/30/2019	\$ 700.00	\$ 700.00	8 - Printed	10111BNP-6411
58200039	BLICK ART MATER	08/09/2019	\$ 1,091.00	\$ 1,091.00	8 - Printed	10111BRN-6411
58200051	BLICK ART MATER	08/14/2019	\$ 1,126.69	\$ 1,126.69	8 - Printed	10111BRN-6411
58200038	BLICK ART MATER	08/09/2019	\$ 1,265.76	\$ 1,265.76	8 - Printed	10111BRN-6411

PO#	Vendor Name	PO Date	Order Amount	Balance	Status	1st GL Account
62200102	BLICK ART MATER	08/22/2019	\$ 2,410.00	\$ 2,410.00	8 - Printed	40113600-6542
85200160	BOND ARCHITECTS	08/13/2019	\$ 2,815.00	\$ 895.00	8 - Printed	40255044-6521-00791
62200062	BOOMALANG	08/06/2019	\$ 1,000.00	\$ -	0 - Closed	10113374-6412 *
33200003	BOWMAN'S MAILIN	08/23/2019	\$ 1,500.00	\$ 1,263.46	8 - Printed	10255532-6411
33200004	BOWMAN'S MAILIN	08/28/2019	\$ 2,500.00	\$ 2,500.00	8 - Printed	10255521-6332 *
15200014	BRAINPOP	08/06/2019	\$ 2,550.00	\$ -	0 - Closed	10111AGS-6412
56200044	BRANDT & SONS A	08/21/2019	\$ 500.00	\$ 500.00	8 - Printed	10131273-6411
97200041	BRANDT & SONS A	08/21/2019	\$ 3,500.00	\$ 2,876.55	8 - Printed	10051440-6411
97200042	BROADWAY TRUCK	08/21/2019	\$ 8,000.00	\$ 489.54	8 - Printed	10051410-6411
85200144	BROCK HOLDINGS	08/06/2019	\$ 1,050.00	\$ -	0 - Closed	40255044-6521-00791
48200063	BROCK HOLDINGS	08/06/2019	\$ 4,962.38	\$ 4,962.38	8 - Printed	48406390-6521-00078
48200062	BROCK HOLDINGS	08/06/2019	\$ 5,975.70	\$ 5,975.70	8 - Printed	40406053-6521-00079
39200010	BROCK HOLDINGS	08/13/2019	\$ 8,610.00	\$ -	0 - Closed	1025500E-6332
85200143	BROKENGATE ENTE	08/06/2019	\$ 2,000.00	\$ 2,000.00	8 - Printed	102550MT-6391
85200159	BUCKEYE CLEANIN	08/13/2019	\$ 1,600.00	\$ 1,600.00	8 - Printed	10255812-6411
85200177	BUCKEYE CLEANIN	08/14/2019	\$ 10,000.00	\$ 10,000.00	8 - Printed	10255824-6411
85200151	BUSSEN QUARRIES	08/06/2019	\$ 3,100.00	\$ -	0 - Closed	10255AIU-6411
85200155	C & B LIFT TRUC	08/13/2019	\$ 5,000.00	\$ 5,000.00	8 - Printed	10255AHW-6332
81200032	CALLIER'S CATER	08/02/2019	\$ 2,438.40	\$ -	0 - Closed	10255305-6411
54200071	CAROLINA BIOLOG	08/29/2019	\$ 770.45	\$ 770.45	8 - Printed	10111BJS-6411
58200063	CAROLINA BIOLOG	08/21/2019	\$ 1,000.00	\$ 1,000.00	8 - Printed	11149365-6411-07304
62200097	CASCIO INTERSTA	08/22/2019	\$ 867.94	\$ 867.94	8 - Printed	10113079-6411
62200098	CASCIO INTERSTA	08/22/2019	\$ 1,372.72	\$ 1,372.72	8 - Printed	40113750-6542
62200095	CASCIO INTERSTA	08/22/2019	\$ 1,372.72	\$ 1,372.72	8 - Printed	40113820-6542
62200096	CASCIO INTERSTA	08/22/2019	\$ 1,372.72	\$ 1,372.72	8 - Printed	40113700-6542
58200067	CASUAL TEES	08/26/2019	\$ 600.00	\$ 600.00	8 - Printed	11149365-6411-09312
58200065	CASUAL TEES	08/21/2019	\$ 1,921.00	\$ 1,921.00	8 - Printed	11149365-6411-09312
63200050	CDW-G	08/02/2019	\$ 810.46	\$ -	0 - Closed	10235330-6412
63200068	CDW-G	08/14/2019	\$ 1,215.88	\$ 1,215.88	8 - Printed	40241023-6543
62200063	CDW-G	08/07/2019	\$ 3,642.10	\$ -	0 - Closed	10138371-6412-33200
63200052	CDW-G	08/06/2019	\$ 6,359.12	\$ -	0 - Closed	10225400-6412-04604
50200036	CENTRAL MISSOUR	08/21/2019	\$ 1,188.00	\$ 544.50	8 - Printed	11149308-6411-09208
85200149	CENTRAL STONE C	08/06/2019	\$ 5,900.00	\$ -	0 - Closed	10255AIU-6411
76200009	CHARACTERPLUS	08/28/2019	\$ 10,769.00	\$ -	0 - Closed	10234075-6371
62200067	CHESTERFIELD MO	08/07/2019	\$ 4,000.00	\$ 3,250.00	8 - Printed	10138375-6333-42701
48200071	CI SELECT	08/13/2019	\$ 1,980.00	\$ -	0 - Closed	48406460-6521-00084
48200070	CI SELECT	08/13/2019	\$ 2,990.00	\$ 2,990.00	8 - Printed	48406040-6521-00084
85200156	CI SELECT	08/13/2019	\$ 4,755.00	\$ 4,755.00	8 - Printed	102550KA-6332
97200039	CINTAS THE UNIF	08/21/2019	\$ 1,100.00	\$ 1,100.00	8 - Printed	10051440-6411
85200148	CITY LIGHTING P	08/06/2019	\$ 2,625.00	\$ -	0 - Closed	102550E0-6411
73200021	CITY OF BALLWIN	08/21/2019	\$ 6,500.00	\$ 6,500.00	8 - Printed	10142380-6319
63200053	CMS COMMUNICATI	08/06/2019	\$ 852.00	\$ -	0 - Closed	10235500-6412-00793
62200066	CODEHS, INC.	08/07/2019	\$ 5,200.00	\$ -	0 - Closed	10138333-6412-33200
85200139	COMMERCIAL ELEC	08/06/2019	\$ 3,500.00	\$ 155.51	8 - Printed	102550DX-6411
43200012	COMMITTEE FOR C	08/16/2019	\$ 2,749.00	\$ -	0 - Closed	10111AXA-6412
54200049	COMMUNITY COFFE	08/14/2019	\$ 1,500.00	\$ 952.00	8 - Printed	11149321-6411-07562
85200142	CONTECH ENGINEE	08/06/2019	\$ 1,755.00	\$ -	0 - Closed	102550EF-6411
63200058	CONVERGEONE, IN	08/07/2019	\$ 1,425.00	\$ -	0 - Closed	10235010-6316
63200101	CONVERGEONE, IN	08/29/2019	\$ 1,520.00	\$ 1,520.00	8 - Printed	10235010-6316

PO#	Vendor Name	PO Date	Order Amount	Balance	Status	1st GL Account
63200078	CONVERGEONE, IN	08/21/2019	\$ 1,520.00	\$ 1,520.00	8 - Printed	10235010-6316
63200059	CONVERGEONE, IN	08/07/2019	\$ 3,800.00	\$ 3,800.00	8 - Printed	10235010-6316
60200007	COPELAND, THOMPS	08/16/2019	\$ 12,000.00	\$ 11,016.13	8 - Printed	10234540-6317
2200043	COUGHLAN COMPAN	08/08/2019	\$ 868.50	\$ -	0 - Closed	10241250-6412
73200025	CRESCENT FARMS	08/21/2019	\$ 3,300.00	\$ 300.00	8 - Printed	10142400-6319
58200064	CRESCENT FARMS	08/21/2019	\$ 9,925.17	\$ 9,925.17	8 - Printed	11149364-6391-08365
85200196	CRESCENT PARTS	08/27/2019	\$ 2,038.50	\$ -	0 - Closed	102550DX-6411
73200024	CREVE COEUR REC	08/21/2019	\$ 14,200.00	\$ 14,200.00	8 - Printed	10142120-6319
54200031	CROWN TROPHY OF	08/06/2019	\$ 1,000.00	\$ 1,000.00	8 - Printed	102410AY-6411
73200022	CRYSTAL SPRINGS	08/21/2019	\$ 4,400.00	\$ 4,400.00	8 - Printed	10142120-6319
62200075	CURATORS OF THE	08/14/2019	\$ 2,500.00	\$ 2,500.00	8 - Printed	10111446-6311
85200154	DALE SIGN SERVI	08/13/2019	\$ 6,121.00	\$ 6,121.00	8 - Printed	40255053-6541
79200004	DATAKEEPER TECH	08/22/2019	\$ 1,200.00	\$ -	0 - Closed	10352004-6412-04311
56200033	DELI MANAGEMENT	08/09/2019	\$ 838.80	\$ -	0 - Closed	102410CA-6411
63200070	DISCOVERY EDUCA	08/14/2019	\$ 1,740.00	\$ -	0 - Closed	10235040-6337
85200171	DRAPERIES BY MO	08/14/2019	\$ 3,732.12	\$ 3,732.12	8 - Printed	40255340-6521-00792
18200004	DREAMBOX LEARNI	08/08/2019	\$ 5,280.00	\$ -	0 - Closed	10111AJG-6412
76200006	EAB GLOBAL, INC	08/20/2019	\$ 13,505.50	\$ -	0 - Closed	10234075-6371
92200010	EASY ENGLISH NE	08/01/2019	\$ 1,755.00	\$ -	0 - Closed	10162014-6431-02001
62200093	EDGENUITY INC	08/22/2019	\$ 550.00	\$ 550.00	8 - Printed	10111114-6311
74200002	EDUCATIONPLUS	08/14/2019	\$ 1,000.00	\$ -	0 - Closed	10223023-6319
94200007	ELLIOTT DATA SY	08/06/2019	\$ 3,000.00	\$ 3,000.00	8 - Printed	10049320-6412
85200157	ENERGY PETROLEU	08/13/2019	\$ 1,598.91	\$ -	0 - Closed	10255AJS-6486
85200158	ENERGY PETROLEU	08/13/2019	\$ 5,801.93	\$ -	0 - Closed	10255AJS-6486
85200207	ENERGY PETROLEU	08/29/2019	\$ 9,135.44	\$ -	0 - Closed	10255AJS-6486
63200091	FALCON TECHNOLO	08/27/2019	\$ 877.93	\$ 877.93	8 - Printed	10235370-6412
50200014	FARMER BROTHERS	08/06/2019	\$ 750.00	\$ 424.52	8 - Printed	1024100J-6411
85200195	FASTSIGNS-WEST	08/27/2019	\$ 8,710.24	\$ 8,710.24	8 - Printed	40255049-6531
17200026	FIREPLACE INC.	08/19/2019	\$ 999.00	\$ -	0 - Closed	10241636-6412
58200050	FISHER SCIENTIF	08/14/2019	\$ 1,000.00	\$ 1,000.00	8 - Printed	11149365-6411-07304
43200009	FISHER SCIENTIF	08/08/2019	\$ 1,098.95	\$ 512.82	8 - Printed	10111AWU-6411
97200040	FLEETSOFT LLC	08/21/2019	\$ 5,034.00	\$ -	0 - Closed	10051350-6412
54200073	FLINN SCIENTIFI	08/29/2019	\$ 1,200.00	\$ 1,200.00	8 - Printed	10111BJS-6411
62200055	FOCUS ST LOUIS	08/01/2019	\$ 3,500.00	\$ 3,500.00	8 - Printed	10131300-6371
83200033	FOLLETT SCHOOL	08/22/2019	\$ 509.20	\$ 509.20	8 - Printed	10223825-6411
62200092	FOLLETT SCHOOL	08/22/2019	\$ 699.40	\$ 699.40	8 - Printed	10113214-6431
83200025	FOLLETT SCHOOL	08/14/2019	\$ 736.58	\$ 736.58	8 - Printed	10223760-6441
62200065	FOLLETT SCHOOL	08/07/2019	\$ 1,000.00	\$ 1,000.00	8 - Printed	10113025-6431
83200029	FOLLETT SCHOOL	08/22/2019	\$ 1,014.56	\$ 1,014.56	8 - Printed	10223730-6441
83200027	FOLLETT SCHOOL	08/14/2019	\$ 1,117.72	\$ 1,117.72	8 - Printed	10223740-6441
62200091	FOLLETT SCHOOL	08/22/2019	\$ 1,290.84	\$ 1,290.84	8 - Printed	10113217-6431
83200026	FOLLETT SCHOOL	08/14/2019	\$ 1,780.23	\$ 1,780.23	8 - Printed	10223710-6441
83200020	FOLLETT SCHOOL	08/07/2019	\$ 1,921.39	\$ 1,921.39	8 - Printed	10223850-6441
83200032	FOLLETT SCHOOL	08/22/2019	\$ 3,655.47	\$ 3,655.47	8 - Printed	10223680-6441
83200022	FOLLETT SCHOOL	08/07/2019	\$ 3,683.33	\$ 3,683.33	8 - Printed	10223700-6441
83200030	FOLLETT SCHOOL	08/22/2019	\$ 6,385.87	\$ 6,385.87	8 - Printed	10223780-6441
50200015	FOUR SEASONS DI	08/06/2019	\$ 9,999.00	\$ 9,485.15	8 - Printed	11149308-6411-07616
14200023	FRANKLIN COVEY	08/29/2019	\$ 6,150.00	\$ -	0 - Closed	10221552-6371
85200147	FRED WEBER, INC	08/06/2019	\$ 1,000.00	\$ -	0 - Closed	10255AIU-6411

PO#	Vendor Name	PO Date	Order Amount	Balance	Status	1st GL Account
50200013	FREESTYLE PHOTO	08/06/2019	\$ 3,499.00	\$ 3,499.00	8 - Printed	10111BEJ-6411
85200140	FRY & ASSOCIATE	08/06/2019	\$ 2,236.50	\$ 2,236.50	8 - Printed	10255AIT-6411
20200031	GATEWAY STRINGS	08/14/2019	\$ 800.00	\$ 800.00	8 - Printed	10111AM0-6332
56200056	GENAMERICA UNIT	08/29/2019	\$ 885.72	\$ 885.72	8 - Printed	10111BNP-6411
48200068	GEOTECHNOLOGY,	08/13/2019	\$ 6,611.40	\$ 6,302.13	8 - Printed	40406151-6531-00064
48200069	GEOTECHNOLOGY,	08/13/2019	\$ 10,000.00	\$ 10,000.00	8 - Printed	40406145-6521-00078
62200078	GERMAN, SUSAN	08/14/2019	\$ 5,000.00	\$ -	0 - Closed	10228151-6312-46525
34200002	GFI DIGITAL INC	08/27/2019	\$ 3,500.00	\$ 1,249.00	8 - Printed	10255848-6411
63200099	GFI DIGITAL INC	08/28/2019	\$ 11,722.99	\$ -	0 - Closed	10-2121
85200201	GOLTERMAN & SAB	08/27/2019	\$ 1,310.00	\$ 1,310.00	8 - Printed	102550DU-6411
12200005	GOPHER SPORT	08/06/2019	\$ 1,028.60	\$ -	0 - Closed	10111AEK-6411
85200141	GRAINGER	08/06/2019	\$ 1,000.00	\$ 1,000.00	8 - Printed	102550S0-6411
85200197	GRAINGER	08/27/2019	\$ 2,754.69	\$ -	0 - Closed	40255024-6541
85200153	GRAINGER	08/13/2019	\$ 3,000.00	\$ 2,506.40	8 - Printed	10255812-6411
85200170	GRAINGER	08/14/2019	\$ 15,000.00	\$ 14,481.26	8 - Printed	102550DX-6411
82200023	GRAINGER - BATT	08/13/2019	\$ 500.00	\$ 149.15	8 - Printed	10255AEF-6411
82200024	GRAINGER - BATT	08/13/2019	\$ 1,000.00	\$ 899.20	8 - Printed	10255ACB-6411
82200022	GRAINGER - BATT	08/06/2019	\$ 1,000.00	\$ 941.20	8 - Printed	10255266-6411
63200065	GRAYBAR ELEC CO	08/13/2019	\$ 868.67	\$ -	0 - Closed	10235370-6412
85200198	GREENSPRO, INC	08/27/2019	\$ 4,000.00	\$ 4,000.00	8 - Printed	10255AIT-6411
45200016	GITAR CENTER	08/14/2019	\$ 1,200.00	\$ 1,200.00	8 - Printed	10111AZJ-6332
48200064	HERITAGE ENVIRO	08/06/2019	\$ 732.75	\$ 732.75	8 - Printed	48406020-6521-00077
63200079	HEWLETT-PACKARD	08/21/2019	\$ 734.00	\$ 734.00	8 - Printed	10255AHG-6412
63200105	HEWLETT-PACKARD	08/30/2019	\$ 1,207.24	\$ 1,207.24	8 - Printed	10052380-6412
63200102	HEWLETT-PACKARD	08/29/2019	\$ 4,404.00	\$ 4,404.00	8 - Printed	10322090-6412-04302
63200081	HEWLETT-PACKARD	08/21/2019	\$ 10,813.00	\$ 10,813.00	8 - Printed	10225400-6412-04603
58200042	HICO	08/09/2019	\$ 700.00	\$ 555.00	8 - Printed	11149365-6411-07136
85200193	INDUSTRIAL SOAP	08/22/2019	\$ 7,040.00	\$ 7,040.00	8 - Printed	10255825-6411
85200189	INTEGRATED FACI	08/20/2019	\$ 9,670.00	\$ 9,670.00	8 - Printed	40255023-6541
54200076	JEFFS, KENNETH	08/29/2019	\$ 1,000.00	\$ 1,000.00	8 - Printed	10111BJN-6332
58200073	JOSTENS INC	08/27/2019	\$ 500.00	\$ 500.00	8 - Printed	11149365-6411-08048
58200079	JOSTENS INC	08/29/2019	\$ 1,500.00	\$ 1,500.00	8 - Printed	11149365-6411-08048
58200082	JOSTENS INC	08/29/2019	\$ 1,500.00	\$ 1,500.00	8 - Printed	11149365-6411-08048
58200078	JOSTENS INC	08/29/2019	\$ 1,750.00	\$ 1,750.00	8 - Printed	11149365-6411-08048
58200081	JOSTENS INC	08/29/2019	\$ 1,750.00	\$ 1,750.00	8 - Printed	11149364-6391-08048
58200080	JOSTENS INC	08/29/2019	\$ 9,500.00	\$ 9,500.00	8 - Printed	11149365-6411-08048
63200055	JOURNEY EDUCATI	08/06/2019	\$ 7,630.30	\$ -	0 - Closed	10225050-6412
83200023	JUNIOR LIBRARY	08/07/2019	\$ 2,188.00	\$ 2,188.00	8 - Printed	10223880-6441
54200033	KANSAS CITY AUD	08/06/2019	\$ 1,000.00	\$ 1,000.00	8 - Printed	102410B0-6411
73200019	KELLY PRESS	08/16/2019	\$ 3,000.00	\$ -	0 - Closed	11149156-6411-08363
73200033	KELLY PRESS	08/26/2019	\$ 3,000.00	\$ -	0 - Closed	11149156-6411-08363
73200016	KIRKWOOD ATHLET	08/06/2019	\$ 1,400.00	\$ 1,400.00	8 - Printed	11149063-6339-09664
50200045	KOHL WHOLESale	08/29/2019	\$ 1,000.00	\$ 1,000.00	8 - Printed	11149308-6411-07562
19200018	KRUEGER POTTERY	08/23/2019	\$ 859.40	\$ 859.40	8 - Printed	10111AKV-6411
58200033	KRUEGER POTTERY	08/06/2019	\$ 3,500.00	\$ 2,613.91	8 - Printed	10111BRN-6411
58200072	KUTA SOFTWARE L	08/27/2019	\$ 871.00	\$ 871.00	8 - Printed	10111BQL-6412
43200011	LAMA SEWING KIT	08/14/2019	\$ 1,500.00	\$ 1,500.00	8 - Printed	10131154-6411
62200060	LAMY, CATHERINE	08/01/2019	\$ 1,145.68	\$ -	0 - Closed	10113482-6411 *
97200043	LEE HELMS INC	08/21/2019	\$ 8,500.00	\$ 6,310.80	8 - Printed	10051400-6411

PO#	Vendor Name	PO Date	Order Amount	Balance	Status	1st GL Account
94200008	LEON UNIFORMS	08/06/2019	\$ 3,000.00	\$ 1,941.19	8 - Printed	10049380-6411
97200045	LOWE AUTOMOTIVE	08/21/2019	\$ 8,500.00	\$ 2,268.11	8 - Printed	10051410-6411
33200000	MAILFINANCE INC	08/06/2019	\$ 1,468.44	\$ 1,101.33	8 - Printed	10255522-6334
17200023	MAMMOTH PRINTSH	08/02/2019	\$ 691.00	\$ -	0 - Closed	11249390-6411-07992
54200053	MANCHESTER MUSI	08/14/2019	\$ 1,000.00	\$ 885.00	8 - Printed	10111BJP-6411
85200165	MCCONNELL & ASS	08/13/2019	\$ 3,300.00	\$ 3,300.00	8 - Printed	10255AIQ-6332
85200179	MCCONNELL & ASS	08/14/2019	\$ 15,000.00	\$ 15,000.00	8 - Printed	10255AIK-6411
54200063	MCGRAW-HILL GLO	08/21/2019	\$ 608.87	\$ -	0 - Closed	10221173-6451
97200033	MERCY CORPORATE	08/08/2019	\$ 6,000.00	\$ 1,340.66	8 - Printed	10255709-6319
54200036	MERCY SPECIALIZ	08/06/2019	\$ 2,000.00	\$ 2,000.00	8 - Printed	11149321-6411-09697
50200031	MEYERS, WILLIAM	08/14/2019	\$ 3,500.00	\$ -	0 - Closed	10111BEA-6332
97200044	MIDWEST BUS SAL	08/21/2019	\$ 14,750.00	\$ 8,814.21	8 - Printed	10051410-6411
20200032	MIDWEST SHEET M	08/14/2019	\$ 500.00	\$ 500.00	8 - Printed	10111AMA-6431
58200040	MIDWEST SHEET M	08/09/2019	\$ 750.00	\$ 750.00	8 - Printed	10111BQS-6411
62200103	MIDWEST SHEET M	08/22/2019	\$ 1,000.00	\$ 1,000.00	8 - Printed	10111BUI-6431
62200104	MIDWEST SHEET M	08/22/2019	\$ 1,000.00	\$ 939.10	8 - Printed	10111BUL-6431
62200105	MIDWEST SHEET M	08/22/2019	\$ 1,000.00	\$ 721.25	8 - Printed	10111BUJ-6431
62200106	MIDWEST SHEET M	08/22/2019	\$ 1,000.00	\$ 447.79	8 - Printed	10111BUM-6431
62200107	MIDWEST SHEET M	08/22/2019	\$ 1,000.00	\$ 1,000.00	8 - Printed	10111BUK-6431
62200108	MIDWEST SHEET M	08/22/2019	\$ 2,000.00	\$ 512.40	8 - Printed	10111BUP-6431
62200109	MIDWEST SHEET M	08/22/2019	\$ 2,000.00	\$ 1,165.34	8 - Printed	10111BUN-6431
62200110	MIDWEST SHEET M	08/22/2019	\$ 2,000.00	\$ 1.67	8 - Printed	10111BUE-6431
62200111	MIDWEST SHEET M	08/22/2019	\$ 2,000.00	\$ 1,094.80	8 - Printed	10111BUO-6431
50200028	MIDWEST SHEET M	08/14/2019	\$ 2,000.00	\$ 1,481.15	8 - Printed	11149308-6411-08480
45200019	MIDWEST SHEET M	08/30/2019	\$ 2,500.00	\$ 2,500.00	8 - Printed	11149288-6411-08512
63200066	MINNESOTA MEMOR	08/13/2019	\$ 1,999.75	\$ 1,999.75	8 - Printed	10235410-6412
58200077	MO BAPTIST UNIV	08/29/2019	\$ 2,000.00	\$ 2,000.00	8 - Printed	11399010-6398-08365
61200015	MO BOTANICAL GA	08/26/2019	\$ 11,208.80	\$ 11,208.80	8 - Printed	10255979-6312
85200162	MOTOR CONTROL S	08/13/2019	\$ 3,405.00	\$ 3,405.00	8 - Printed	102550DT-6332
20200033	MOZINGO MUSIC	08/14/2019	\$ 500.00	\$ 500.00	8 - Printed	10111AM0-6332
62200113	MOZINGO MUSIC	08/22/2019	\$ 1,074.00	\$ 1,074.00	8 - Printed	10113077-6411
62200112	MOZINGO MUSIC	08/22/2019	\$ 1,155.00	\$ 1,155.00	8 - Printed	10113082-6411
45200018	MOZINGO MUSIC	08/28/2019	\$ 1,432.00	\$ 1,432.00	8 - Printed	10111AZK-6411
50200024	MOZINGO MUSIC	08/06/2019	\$ 3,405.20	\$ -	0 - Closed	10111BEA-6332
50200029	MOZINGO MUSIC	08/14/2019	\$ 3,500.00	\$ 3,435.50	8 - Printed	10111BEA-6332
43200010	MOZINGO MUSIC	08/08/2019	\$ 4,985.60	\$ -	0 - Closed	10111AWN-6332
35200004	MPGTANDEM	08/14/2019	\$ 3,500.00	\$ 3,500.00	8 - Printed	10255514-6411
97200036	MULTIFORCE SYST	08/14/2019	\$ 4,790.00	\$ -	0 - Closed	10051350-6412
62200115	MUSICIAN'S FRIE	08/22/2019	\$ 3,400.00	\$ 3,400.00	8 - Printed	40113730-6542
61200014	NEWTON DISTRIBU	08/13/2019	\$ 8,870.40	\$ 8,870.40	8 - Printed	102550NV-6411
58200068	NORRENBERNS LUM	08/26/2019	\$ 700.00	\$ 700.00	8 - Printed	10131302-6411
50200037	NORRENBERNS LUM	08/21/2019	\$ 800.00	\$ 800.00	8 - Printed	10131213-6411
63200103	NORTHSTAR AV	08/29/2019	\$ 4,080.00	\$ 4,080.00	8 - Printed	10235410-6412
56200045	NOTTELMANN MUSI	08/21/2019	\$ 3,500.00	\$ 1,590.00	8 - Printed	10111BMM-6332
45200017	NOTTELMANN MUSI	08/14/2019	\$ 3,500.00	\$ 3,500.00	8 - Printed	10111AZJ-6332
62200074	ODAY , ELIZA	08/07/2019	\$ 5,000.00	\$ -	0 - Closed	10228151-6312-46525
60200004	OFFICE ESSENTIA	08/06/2019	\$ 500.00	\$ 500.00	8 - Printed	10234960-6411
62200058	OFFICE ESSENTIA	08/01/2019	\$ 500.00	\$ 500.00	8 - Printed	10221491-6411
15200017	OFFICE ESSENTIA	08/23/2019	\$ 510.00	\$ 281.08	8 - Printed	10111AGV-6411

PO#	Vendor Name	PO Date	Order Amount	Balance	Status	1st GL Account
15200015	OFFICE ESSENTIA	08/06/2019	\$ 535.00	\$ 214.28	8 - Printed	10111AGV-6411
54200062	OFFICE ESSENTIA	08/21/2019	\$ 692.36	\$ 692.36	8 - Printed	102410AY-6411
48200074	OFFICE ESSENTIA	08/21/2019	\$ 697.50	\$ 697.50	8 - Printed	48406020-6521-00077
56200027	OFFICE ESSENTIA	08/06/2019	\$ 800.00	\$ 254.58	8 - Printed	102410BZ-6411
9200013	OFFICE ESSENTIA	08/06/2019	\$ 950.00	\$ 735.77	8 - Printed	10111AAD-6411
9200012	OFFICE ESSENTIA	08/06/2019	\$ 1,585.12	\$ 1,585.12	8 - Printed	10111AAD-6411
59200001	OFFICE ESSENTIA	08/19/2019	\$ 2,000.00	\$ 2,000.00	8 - Printed	101110OU-6411
50200016	OFFICE ESSENTIA	08/06/2019	\$ 2,000.00	\$ 1,834.86	8 - Printed	1024100J-6411
5200024	OFFICE ESSENTIA	08/23/2019	\$ 2,000.00	\$ 2,000.00	8 - Printed	10111008-6411
50200046	OFFICE ESSENTIA	08/29/2019	\$ 2,221.06	\$ 2,221.06	8 - Printed	10131205-6411
19200014	OFFICE ESSENTIA	08/06/2019	\$ 3,000.00	\$ 1,608.54	8 - Printed	10241736-6411
60200006	OFFICE ESSENTIA	08/08/2019	\$ 3,000.00	\$ 2,904.42	8 - Printed	11259130-6411-09832
56200037	OFFICE ESSENTIA	08/14/2019	\$ 4,228.32	\$ 4,228.32	8 - Printed	102410C0-6411
82200025	OFFICE ESSENTIA	08/13/2019	\$ 5,000.00	\$ 4,445.37	8 - Printed	10255ACB-6411
54200034	OFFICE ESSENTIA	08/06/2019	\$ 5,000.00	\$ 3,734.43	8 - Printed	102410B0-6411
54200035	OFFICE ESSENTIA	08/06/2019	\$ 5,000.00	\$ 4,730.80	8 - Printed	102410AY-6411
46200016	OFFICE ESSENTIA	08/21/2019	\$ 6,797.60	\$ 6,797.60	8 - Printed	10241977-6411
48200073	OFFICE ESSENTIA	08/14/2019	\$ 10,760.00	\$ 10,760.00	8 - Printed	48406030-6521-00078
9200015	OFFICE ESSENTIA	08/27/2019	\$ 14,737.68	\$ 14,737.68	8 - Printed	10111AAD-6411 *
83200024	OVERDRIVE INC.	08/07/2019	\$ 8,800.00	\$ -	0 - Closed	10223827-6412
85200188	OVERHEAD DOOR	08/20/2019	\$ 609.00	\$ 609.00	8 - Printed	40255053-6541
85200202	OVERHEAD DOOR	08/27/2019	\$ 4,010.00	\$ 4,010.00	8 - Printed	40255044-6521-00791
48200072	OVERHEAD DOOR	08/14/2019	\$ 12,069.00	\$ -	0 - Closed	48406140-6521-00087
85200146	OVERHEAD DOOR	08/06/2019	\$ 13,515.00	\$ 13,515.00	8 - Printed	40255044-6521-00791
62200125	PALEN MUSIC CEN	08/22/2019	\$ 550.00	\$ 550.00	8 - Printed	10113082-6411
54200066	PALEN MUSIC CEN	08/23/2019	\$ 3,000.00	\$ 2,413.00	8 - Printed	10111BJN-6332
79200003	PARENTS AS TEAC	08/01/2019	\$ 550.00	\$ -	0 - Closed	10352840-6319-04311
79200005	PEARSON	08/22/2019	\$ 1,075.00	\$ 1,075.00	8 - Printed	10352750-6411
62200081	PEARSON EDUCATI	08/14/2019	\$ 9,900.00	\$ 9,900.00	8 - Printed	10113200-6431
50200017	PEPSI-COLA METR	08/06/2019	\$ 3,499.00	\$ 3,499.00	8 - Printed	11149308-6411-07616
9200014	PIONEER VALLEY	08/13/2019	\$ 6,035.00	\$ 6,035.00	8 - Printed	10111AAC-6391
85200191	PIPE AND DUCT S	08/21/2019	\$ 6,847.85	\$ 6,847.85	8 - Printed	10-2150
58200043	PITSCO INC	08/09/2019	\$ 500.00	\$ 500.00	8 - Printed	10131302-6411
62200122	PLAYSCRIPTS IN	08/22/2019	\$ 1,650.00	\$ -	0 - Closed	10111069-6391
54200072	PORTER, DAVID	08/29/2019	\$ 1,000.00	\$ 1,000.00	8 - Printed	10111BJN-6332
84200004	POWERSCHOOL GRO	08/14/2019	\$ 6,475.00	\$ -	0 - Closed	10122390-6412
33200002	PRESORT INC	08/13/2019	\$ 5,000.00	\$ 2,500.00	8 - Printed	10-1701
56200060	PRESS JOURNAL P	08/30/2019	\$ 1,315.00	\$ 1,315.00	8 - Printed	10111BLY-6363
85200163	PRIMARY SYSTEMS	08/13/2019	\$ 2,829.29	\$ -	0 - Closed	10-2150
94200009	PRIMARY SYSTEMS	08/20/2019	\$ 10,200.00	\$ 10,200.00	8 - Printed	10049230-6319
85200152	PROFESSIONAL SE	08/06/2019	\$ 715.60	\$ 153.10	8 - Printed	102550KI-6332
48200057	PROFESSIONAL SE	08/06/2019	\$ 773.10	\$ 773.10	8 - Printed	48406010-6521-00084
48200059	PROFESSIONAL SE	08/06/2019	\$ 924.00	\$ 924.00	8 - Printed	48406390-6521-00078
48200065	PROFESSIONAL SE	08/06/2019	\$ 2,535.00	\$ 2,535.00	8 - Printed	48406390-6521-00078
48200056	PROFESSIONAL SE	08/06/2019	\$ 2,761.50	\$ 2,761.50	8 - Printed	40406053-6521-00079
62200088	PROPER LIVING	08/14/2019	\$ 10,000.00	\$ -	0 - Closed	10138333-6412-33200
73200029	R & R CONTRACTI	08/21/2019	\$ 3,000.00	\$ 3,000.00	8 - Printed	11149240-6391-09664
63200096	RADIO COMM CO.	08/27/2019	\$ 801.80	\$ 801.80	8 - Printed	10241033-6412
63200057	RADIO COMM CO.	08/06/2019	\$ 801.80	\$ 801.80	8 - Printed	10235370-6412

PO#	Vendor Name	PO Date	Order Amount	Balance	Status	1st GL Account
63200095	RADIO COMM CO.	08/27/2019	\$ 812.20	\$ 812.20	8 - Printed	10235370-6412
63200067	RADIO COMM CO.	08/13/2019	\$ 864.25	\$ 864.25	8 - Printed	10235370-6412
10200028	RAPIDS FOODSERV	08/13/2019	\$ 3,487.00	\$ 3,487.00	8 - Printed	40241060-6541
62200073	READING & WRITI	08/07/2019	\$ 11,200.00	\$ -	0 - Closed	10228151-6312-46520
73200030	READY SUPPORT S	08/21/2019	\$ 3,200.00	\$ 3,200.00	8 - Printed	10142120-6319
62200116	REINHOLZ, KELLY	08/22/2019	\$ 2,000.00	\$ -	0 - Closed	11149036-6411-09267
63200104	RESOURCE SOFTWA	08/29/2019	\$ 5,900.00	\$ 5,900.00	8 - Printed	10235090-6361
58200048	REV ROBOTICS LL	08/09/2019	\$ 1,000.00	\$ 1,000.00	8 - Printed	11149365-6411-08917
54200074	RICHARDSON, TAR	08/29/2019	\$ 545.00	\$ -	0 - Closed	11149317-6391-07672
58200066	RIDDELL ALL AME	08/21/2019	\$ 546.17	\$ 546.17	8 - Printed	10141660-6411
54200041	RIDDELL ALL AME	08/06/2019	\$ 645.53	\$ -	0 - Closed	10141490-6411
58200057	RIDDELL ALL AME	08/16/2019	\$ 729.79	\$ 729.79	8 - Printed	10141660-6411
58200052	RIDDELL ALL AME	08/14/2019	\$ 938.43	\$ 938.43	8 - Printed	10141660-6411
65200014	RIVERVIEW SCHOO	08/13/2019	\$ 3,054.85	\$ 3,054.85	8 - Printed	10052030-6341
50200048	RONNOCO COFFEE	08/29/2019	\$ 1,000.00	\$ 1,000.00	8 - Printed	11149308-6411-07562
85200169	ROYAL PAPERS	08/13/2019	\$ 1,500.00	\$ 1,500.00	8 - Printed	10255812-6411
45200020	SABRINA G CASSI	08/30/2019	\$ 2,000.00	\$ 2,000.00	8 - Printed	11149288-6411-08168
48200061	SAINT LOUIS TRA	08/06/2019	\$ 7,500.00	\$ 7,500.00	8 - Printed	48406020-6521-00077
50200021	SAM'S CLUB DIRE	08/06/2019	\$ 600.00	\$ 600.00	8 - Printed	11149309-6411-07992
54200068	SAM'S CLUB DIRE	08/23/2019	\$ 1,500.00	\$ 1,500.00	8 - Printed	11149321-6411-09672
54200069	SAM'S CLUB DIRE	08/23/2019	\$ 1,500.00	\$ 1,500.00	8 - Printed	11149334-6411-07240
50200022	SAM'S CLUB DIRE	08/06/2019	\$ 2,000.00	\$ 2,000.00	8 - Printed	11149309-6411-07992
50200023	SAM'S CLUB DIRE	08/06/2019	\$ 2,000.00	\$ 2,000.00	8 - Printed	11149309-6411-07992
58200069	SCHALLER HARDWO	08/26/2019	\$ 700.00	\$ 700.00	8 - Printed	10131302-6411
54200045	SCHILLER'S IMAG	08/09/2019	\$ 508.08	\$ 508.08	8 - Printed	11149317-6391-09872
48200066	SCHILLER'S IMAG	08/06/2019	\$ 675.00	\$ 675.00	8 - Printed	48406020-6521-00084
85200138	SCHILLER'S IMAG	08/02/2019	\$ 1,399.00	\$ -	0 - Closed	40115010-6543-04604
50200041	SCHILLER'S IMAG	08/23/2019	\$ 2,000.00	\$ 2,000.00	8 - Printed	11149308-6411-09872
85200208	SCHILLER'S IMAG	08/29/2019	\$ 3,500.00	\$ 3,500.00	8 - Printed	10225410-6412
62200072	SCHILLER'S IMAG	08/07/2019	\$ 3,975.00	\$ -	0 - Closed	10138410-6411-33200
85200180	SCHILLER'S IMAG	08/14/2019	\$ 4,520.00	\$ 4,520.00	8 - Printed	40115010-6543-04604
85200181	SCHILLER'S IMAG	08/14/2019	\$ 4,520.00	\$ 4,520.00	8 - Printed	40115010-6543-04604
85200194	SCHILLER'S IMAG	08/22/2019	\$ 5,090.00	\$ 5,090.00	8 - Printed	10225400-6412-04604
85200192	SCHILLER'S IMAG	08/21/2019	\$ 14,380.00	\$ 14,380.00	8 - Printed	10225400-6412-04604
19200017	SCHOLASTIC	08/16/2019	\$ 575.00	\$ 575.00	8 - Printed	10111AKK-6411
23200014	SCHOLASTIC	08/06/2019	\$ 632.50	\$ 632.50	8 - Printed	10111AQI-6411
62200082	SCHOLASTIC	08/14/2019	\$ 1,611.97	\$ -	0 - Closed	10113482-6411
6200015	SCHOLASTIC	08/08/2019	\$ 2,756.54	\$ -	0 - Closed	11149125-6411-08312
17200028	SCHOOL SPECIALT	08/30/2019	\$ 592.92	\$ 592.92	8 - Printed	10111AHP-6411 *
12200007	SCHOOL SPECIALT	08/09/2019	\$ 684.20	\$ 684.20	8 - Printed	10111AEL-6411
15200016	SCHOOL SPECIALT	08/06/2019	\$ 960.30	\$ -	0 - Closed	10111AGT-6411
22200003	SCHOOL SPECIALT	08/30/2019	\$ 1,500.00	\$ 1,500.00	8 - Printed	10241836-6411
41200004	SCHOOL SPECIALT	08/06/2019	\$ 1,500.00	\$ 878.21	8 - Printed	10111AUW-6411
12200004	SCHOOL SPECIALT	08/06/2019	\$ 2,190.80	\$ 2,190.80	8 - Printed	10111AEL-6411
58200049	SHAPIRO SUPPLY	08/09/2019	\$ 1,000.00	\$ 1,000.00	8 - Printed	10131302-6411
56200053	SHERI ANN SIMP	08/27/2019	\$ 1,600.00	\$ 1,600.00	8 - Printed	10111BNU-6412
50200039	SHERI ANN SIMP	08/21/2019	\$ 2,500.00	\$ 2,500.00	8 - Printed	10111BGB-6412
54200058	SHERI ANN SIMP	08/16/2019	\$ 2,500.00	\$ -	0 - Closed	10111BKB-6412
11200006	SHOW ME TEE'S	08/21/2019	\$ 512.00	\$ -	0 - Closed	11249020-6411-07992

PO#	Vendor Name	PO Date	Order Amount	Balance	Status	1st GL Account
85200166	SID BOEDEKER SA	08/13/2019	\$ 1,000.00	\$ 323.03	8 - Printed	10255809-6411
85200168	SID BOEDEKER SA	08/13/2019	\$ 2,000.00	\$ 810.01	8 - Printed	10255All-6411
85200167	SID BOEDEKER SA	08/13/2019	\$ 2,500.00	\$ 390.03	8 - Printed	102550DO-6411
62200061	SIGN MEDIA, INC	08/01/2019	\$ 3,850.40	\$ -	0 - Closed	10113164-6431 *
63200097	SITY COMMUNICAT	08/27/2019	\$ 900.00	\$ 900.00	8 - Printed	10235370-6412
63200086	SMARTSHEET INC.	08/21/2019	\$ 3,237.00	\$ -	0 - Closed	10235350-6412
56200035	SOCCKER MASTER T	08/09/2019	\$ 640.00	\$ -	0 - Closed	11149359-6411-09168
84200002	SPECIAL SCHOOL	08/13/2019	\$ 1,133.87	\$ -	0 - Closed	10212030-6313
84200003	SPECIAL SCHOOL	08/13/2019	\$ 4,047.55	\$ -	0 - Closed	10122200-6311
50200047	SSI FURNISHINGS	08/29/2019	\$ 792.66	\$ 792.66	8 - Printed	10131205-6411
83200019	ST. LOUIS POST	08/01/2019	\$ 2,500.00	\$ 320.35	8 - Printed	10223824-6451
62200083	ST. LOUIS CNTY	08/14/2019	\$ 3,499.00	\$ 3,499.00	8 - Printed	10251172-6342
50200040	STAND STRONG US	08/23/2019	\$ 750.00	\$ 750.00	8 - Printed	11119070-6319-09712
63200090	STAPLES	08/23/2019	\$ 675.84	\$ -	0 - Closed	10111BNL-6412
54200082	STARBUCKS PIANO	08/29/2019	\$ 1,000.00	\$ 1,000.00	8 - Printed	10111BJN-6332
14200024	STL SHIRT CO.	08/29/2019	\$ 653.50	\$ 653.50	8 - Printed	11149207-6411-07992
2200041	STL SHIRT CO.	08/06/2019	\$ 788.00	\$ 788.00	8 - Printed	11249040-6411-09208
62200087	STUKENT INC.	08/14/2019	\$ 1,000.00	\$ 1,000.00	8 - Printed	10138341-6412-33200
85200206	SUPREME TURF PR	08/27/2019	\$ 4,000.00	\$ 4,000.00	8 - Printed	10255AIT-6411
43200013	SWEETWATER SOUN	08/29/2019	\$ 749.00	\$ 749.00	8 - Printed	10241923-6412
58200074	SWIMOUTLET.COM	08/27/2019	\$ 1,185.00	\$ 1,185.00	8 - Printed	10141660-6411 *
61200017	TALISEN TECHNOL	08/30/2019	\$ 5,166.00	\$ 5,166.00	8 - Printed	102550NW-6412
48200075	TARKETT USA INC	08/27/2019	\$ 12,379.91	\$ 12,379.91	8 - Printed	48406460-6521-00084
85200190	TECH ELECTRONIC	08/20/2019	\$ 1,143.80	\$ 1,143.80	8 - Printed	40255053-6541
62200123	TECHNICAL PRODU	08/22/2019	\$ 1,638.00	\$ 1,638.00	8 - Printed	10113079-6411
50200020	TJ'S PIZZA	08/06/2019	\$ 2,499.00	\$ 2,499.00	8 - Printed	11149309-6411-07616
54200084	TKO DJ'S	08/29/2019	\$ 699.00	\$ 699.00	8 - Printed	11149317-6391-09360
54200083	TKO DJ'S	08/29/2019	\$ 899.00	\$ 899.00	8 - Printed	11149317-6391-09360
85200205	TRANE U.S. INC	08/27/2019	\$ 3,500.00	\$ 3,500.00	8 - Printed	102550FG-6332
85200183	TRANE U.S. INC	08/14/2019	\$ 8,000.00	\$ 8,000.00	8 - Printed	102550KK-6339
73200031	TRUSTEES OF FOU	08/21/2019	\$ 1,700.00	\$ 1,700.00	8 - Printed	10142210-6319
17200024	TUFF SHED	08/06/2019	\$ 3,015.00	\$ -	0 - Closed	40241840-6541
35200003	UNION MACHINERY	08/13/2019	\$ 2,000.00	\$ 2,000.00	8 - Printed	10255428-6332
33200001	UNITED PARCEL S	08/09/2019	\$ 4,000.00	\$ 2,500.00	8 - Printed	10-1701
62200085	UNIV. OF MISSOU	08/14/2019	\$ 8,975.00	\$ -	0 - Closed	10111322-6339 *
56200042	VARSITY SPIRIT	08/16/2019	\$ 520.30	\$ 520.30	8 - Printed	11149342-6411-07464
56200046	VARSITY SPIRIT	08/23/2019	\$ 775.45	\$ 775.45	8 - Printed	11149342-6411-07464
50200030	VARSITY SPIRIT	08/14/2019	\$ 828.50	\$ 828.50	8 - Printed	11149308-6411-07485
50200043	VARSITY SPIRIT	08/27/2019	\$ 1,043.00	\$ 1,043.00	8 - Printed	11149308-6411-07643
56200034	VARSITY SPIRIT	08/09/2019	\$ 1,229.09	\$ 1,229.09	8 - Printed	11149342-6411-07440
23200012	VARSITY SPIRIT	08/02/2019	\$ 1,307.31	\$ 1,307.31	8 - Printed	10111AQM-6411
58200084	VARSITY SPIRIT	08/29/2019	\$ 2,594.75	\$ 2,594.75	8 - Printed	10141660-6411
58200035	VARSITY SPIRIT	08/06/2019	\$ 3,503.75	\$ 3,503.75	8 - Printed	11149365-6411-07464
62200124	VENTO MUSIC AND	08/22/2019	\$ 2,000.00	\$ 1,001.00	8 - Printed	10111BUE-6431
61200016	VEOLIA ES TECHN	08/27/2019	\$ 3,500.00	\$ 3,500.00	8 - Printed	102550NN-6391
50200034	VEX ROBOTICS IN	08/14/2019	\$ 1,120.34	\$ -	0 - Closed	10141230-6411
50200025	VIRCO MFG CORP	08/08/2019	\$ 2,508.04	\$ 2,508.04	8 - Printed	10131205-6411
12200008	VIRCO MFG CORP	08/27/2019	\$ 2,641.93	\$ 2,641.93	8 - Printed	10111AEL-6411
62200118	WARD'S NATURAL	08/22/2019	\$ 1,983.04	\$ -	0 - Closed	10113121-6411

PO#	Vendor Name	PO Date	Order Amount	Balance	Status	1st GL Account
62200117	WARD'S NATURAL	08/22/2019	\$ 2,038.13	\$ -	0 - Closed	10113118-6411
62200120	WARD'S NATURAL	08/22/2019	\$ 4,947.69	\$ -	0 - Closed	10113119-6411
62200119	WARD'S NATURAL	08/22/2019	\$ 9,034.13	\$ -	0 - Closed	10113122-6411
58200055	WEINHARDT PARTY	08/16/2019	\$ 659.00	\$ 659.00	8 - Printed	11149364-6391-09360
62200127	WENDY KENNEDY	08/22/2019	\$ 1,211.30	\$ 1,211.30	8 - Printed	10131320-6411
54200067	WILLIAM H SADLI	08/23/2019	\$ 4,405.80	\$ 4,405.80	8 - Printed	11119580-6431-07824
97200046	WINDSHIELDS & M	08/21/2019	\$ 600.00	\$ -	0 - Closed	10051470-6332
54200079	WINNING STREAK	08/29/2019	\$ 531.00	\$ 531.00	8 - Printed	11149334-6411-09695
54200047	WINNING STREAK	08/09/2019	\$ 645.00	\$ 645.00	8 - Printed	11149334-6411-09700
54200044	WINNING STREAK	08/08/2019	\$ 715.00	\$ 715.00	8 - Printed	11149334-6411-09396
58200070	WINNING STREAK	08/26/2019	\$ 750.00	\$ 750.00	8 - Printed	11149385-6411-07857
54200064	WINNING STREAK	08/21/2019	\$ 774.00	\$ 774.00	8 - Printed	11149334-6411-07857
97200034	WINNING STREAK	08/08/2019	\$ 800.00	\$ 428.00	8 - Printed	10051330-6411
54200057	WINNING STREAK	08/16/2019	\$ 840.00	\$ 840.00	8 - Printed	11149334-6411-07857
54200065	WINNING STREAK	08/21/2019	\$ 880.00	\$ 880.00	8 - Printed	10141490-6411
56200052	WINNING STREAK	08/27/2019	\$ 882.00	\$ 882.00	8 - Printed	11149342-6411-07464
50200038	WINNING STREAK	08/21/2019	\$ 945.00	\$ -	0 - Closed	11149313-6411-09792
50200019	WINNING STREAK	08/06/2019	\$ 1,108.00	\$ -	0 - Closed	11149308-6411-07464
56200057	WINNING STREAK	08/29/2019	\$ 1,186.50	\$ 1,186.50	8 - Printed	11149359-6411-09608
54200081	WINNING STREAK	08/29/2019	\$ 1,238.30	\$ 1,238.30	8 - Printed	11149334-6411-07857
54200038	WINNING STREAK	08/06/2019	\$ 1,262.50	\$ -	0 - Closed	11149334-6411-09168
58200034	WINNING STREAK	08/06/2019	\$ 1,271.10	\$ 1,271.10	8 - Printed	11149385-6411-07857
54200037	WINNING STREAK	08/06/2019	\$ 1,272.00	\$ 1,272.00	8 - Printed	11149321-6411-09208
54200077	WINNING STREAK	08/29/2019	\$ 1,296.00	\$ 1,296.00	8 - Printed	11149334-6411-09208
54200046	WINNING STREAK	08/09/2019	\$ 1,311.00	\$ 1,311.00	8 - Printed	11149334-6411-09700
50200033	WINNING STREAK	08/14/2019	\$ 1,330.35	\$ -	0 - Closed	11149313-6411-09616
54200054	WINNING STREAK	08/14/2019	\$ 2,000.00	\$ 2,000.00	8 - Printed	11149334-6411-07240
58200083	WINNING STREAK	08/29/2019	\$ 2,100.00	\$ 2,100.00	8 - Printed	11149385-6411-09396
56200029	WINNING STREAK	08/06/2019	\$ 2,150.00	\$ 2,150.00	8 - Printed	11149359-6411-09396
54200056	WINNING STREAK	08/16/2019	\$ 2,150.00	\$ -	0 - Closed	11149321-6411-09360
54200039	WINNING STREAK	08/06/2019	\$ 2,310.00	\$ 2,310.00	8 - Printed	10141490-6411
54200040	WINNING STREAK	08/06/2019	\$ 2,678.40	\$ -	0 - Closed	10141490-6411
54200080	WINNING STREAK	08/29/2019	\$ 3,000.00	\$ 3,000.00	8 - Printed	11149334-6411-09792
58200045	WINNING STREAK	08/09/2019	\$ 3,000.00	\$ 3,000.00	8 - Printed	11149385-6411-07857
50200044	WINNING STREAK	08/27/2019	\$ 3,051.00	\$ 3,051.00	8 - Printed	11149308-6411-09048
50200042	WINNING STREAK	08/23/2019	\$ 3,648.00	\$ 3,648.00	8 - Printed	10141230-6411
73200018	WINNING STREAK	08/14/2019	\$ 5,000.00	\$ 4,260.00	8 - Printed	10142760-6411
54200078	WINNING STREAK	08/29/2019	\$ 8,280.00	\$ 8,280.00	8 - Printed	10141490-6411 *
63200085	WIRED TECHNOLOG	08/21/2019	\$ 599.44	\$ 599.44	8 - Printed	10235370-6412
62200084	Y-KIKI DIVERS	08/14/2019	\$ 500.00	\$ -	0 - Closed	10113442-6411 *
58200056	Y-KIKI DIVERS	08/16/2019	\$ 550.00	\$ 550.00	8 - Printed	11149365-6411-09035
62200086	YOUNG ENTREPREN	08/14/2019	\$ 1,250.00	\$ -	0 - Closed	10138052-6411-33200
		TOTAL:	\$ 1,262,765.61			

\$15,000+
AUGUST FY20

PO#	Vendor Name	PO Date	Order Amount	Balance	Status	1st GL Account
85200161	BROADWAY TRUCK	08/13/2019	\$ 26,265.00	\$ 26,265.00	8 - Printed	40255140-6551
85200176	BUCKEYE CLEANIN	08/14/2019	\$ 50,000.00	\$ 50,000.00	8 - Printed	10255815-6411
85200175	CENTAR INDUSTRI	08/14/2019	\$ 50,000.00	\$ 48,514.00	8 - Printed	102550DU-6411
85200136	CI SELECT	08/02/2019	\$ 27,548.00	\$ -	0 - Closed	40322030-6521
48200049	CI SELECT	08/06/2019	\$ 120,935.00	\$ 64,395.00	8 - Printed	48406010-6521-00084
97200038	CLEAN ENERGY	08/21/2019	\$ 18,457.12	\$ 18,457.12	8 - Printed	10255236-6332
97200048	CUMMINS MID-SOU	08/27/2019	\$ 15,621.90	\$ 15,621.90	8 - Printed	10051470-6332
62200076	EQUAL OPPORTUNI	08/14/2019	\$ 48,000.00	\$ 24,000.00	8 - Printed	10223261-6312 *
73200026	FIRST STUDENT	08/21/2019	\$ 115,000.00	\$ 115,000.00	8 - Printed	10049620-6342
85200150	GREENFIELD CONT	08/06/2019	\$ 20,517.17	\$ 20,517.17	8 - Printed	40255120-6541
85200178	HANSEN'S TREE L	08/14/2019	\$ 35,000.00	\$ 27,300.00	8 - Printed	10255AIU-6411
85200203	HEARTLAND TURF	08/27/2019	\$ 50,000.00	\$ 50,000.00	8 - Printed	10255AIQ-6332
63200089	HEWLETT-PACKARD	08/23/2019	\$ 15,639.00	\$ 15,639.00	8 - Printed	10213117-6412
63200080	HEWLETT-PACKARD	08/21/2019	\$ 101,501.64	\$ 101,501.64	8 - Printed	10225400-6412-04603
73200027	HUSKEY BUS & TR	08/21/2019	\$ 60,000.00	\$ 60,000.00	8 - Printed	10049620-6342
62200114	JUNIOR ACHIEVEM	08/22/2019	\$ 18,000.00	\$ 18,000.00	8 - Printed	10111048-6398 *
75200025	KERBER, ECK & B	08/28/2019	\$ 29,000.00	\$ 23,000.00	8 - Printed	10235490-6315
97200049	KIESEL COMPANY	08/27/2019	\$ 15,190.05	\$ -	0 - Closed	10051380-6486
66200000	KIRKWOOD HIGH S	08/22/2019	\$ 92,944.50	\$ 76,094.60	8 - Printed	10322020-6333-04302
71200007	LIPICS INC	08/06/2019	\$ 24,000.00	\$ 21,087.00	8 - Printed	10234235-6411
85200164	LOU FUSZ AUTOMO	08/13/2019	\$ 142,723.00	\$ 142,723.00	8 - Printed	40005900-6551
73200017	MERCY SPECIALIZ	08/14/2019	\$ 105,000.00	\$ 80,000.00	8 - Printed	10142100-6319
48200058	PROFESSIONAL SE	08/06/2019	\$ 81,223.50	\$ 81,223.50	8 - Printed	48406030-6521-00078
48200060	RAINERI CONSTRU	08/06/2019	\$ 49,850.31	\$ -	0 - Closed	40406107-6521-00060
85200182	SITEONE LANDSCA	08/14/2019	\$ 18,000.00	\$ 18,000.00	8 - Printed	10255AIT-6411
85200204	SITEONE LANDSCA	08/27/2019	\$ 28,000.00	\$ 28,000.00	8 - Printed	10255AIT-6411
62200128	SPRINGFIELD PUB	08/28/2019	\$ 18,870.00	\$ -	0 - Closed	10111599-6311-90075
97200050	ST. LOUIS CNTY	08/27/2019	\$ 200,000.00	\$ 196,398.60	8 - Printed	10255756-6341
85200184	ST. LOUIS COMPO	08/14/2019	\$ 35,000.00	\$ 34,400.00	8 - Printed	10255AIU-6411
75200026	THE NINES, LLC	08/28/2019	\$ 188,000.00	\$ 185,180.00	8 - Printed	1025500Y-6333
76200007	TUETH, KEENEY,	08/20/2019	\$ 20,614.74	\$ -	0 - Closed	10234540-6317
76200008	TUETH, KEENEY,	08/20/2019	\$ 150,000.00	\$ 133,676.20	8 - Printed	10234540-6317
97200047	UNITED CAB	08/26/2019	\$ 250,000.00	\$ 250,000.00	8 - Printed	10255756-6341
63200071	UNIV. OF MISSOU	08/14/2019	\$ 80,376.84	\$ -	0 - Closed	10235050-6361
58200047	USA TOURS, INC	08/09/2019	\$ 15,520.00	\$ 15,520.00	8 - Printed	11259640-6342-08464
50200018	WINNING STREAK	08/06/2019	\$ 16,800.00	\$ 16,800.00	8 - Printed	11149313-6411-07896
56200025	WINNING STREAK	08/01/2019	\$ 20,000.00	\$ 20,000.00	8 - Printed	10141570-6411
50200032	WINNING STREAK	08/14/2019	\$ 29,999.00	\$ 10,719.50	8 - Printed	10141230-6411
48200052	WOOD ENVIRONMEN	08/06/2019	\$ 25,543.60	\$ 25,543.60	8 - Printed	48406250-6521-00094
48200050	WOOD ENVIRONMEN	08/06/2019	\$ 26,878.76	\$ 26,878.76	8 - Printed	48406270-6521-00095
48200051	WOOD ENVIRONMEN	08/06/2019	\$ 28,554.26	\$ 28,554.26	8 - Printed	48406320-6521-00098
48200053	WOOD ENVIRONMEN	08/06/2019	\$ 34,300.72	\$ 34,300.72	8 - Printed	48406230-6521-00093
48200054	WOOD ENVIRONMEN	08/06/2019	\$ 38,470.41	\$ 38,470.41	8 - Printed	48406200-6521-00091
48200055	WOOD ENVIRONMEN	08/06/2019	\$ 39,954.00	\$ 39,954.00	8 - Printed	48406300-6521-00097
TOTAL:			\$ 2,577,298.52			

SPOT MARKET REPORT - AUGUST FY20

Purchase Order #	Date	Vendor #	Vendor Name	Comm. Code	QTY	UOM	Unit Price	Description	Object	Account Amt
61200013 61200013	07/24/2019	809084	OFFICE ESSENTIALS INCORPORATED	202	840	EACH	\$ 32.68	8.5 x 11 WHITE COPY PAPER - 30% RECYCLED PAPER - UNIVERSAL	1615	\$ 27,451.20
61200013 61200013					120	EACH	\$ 32.68	8 1/2" X 11" COPY PAPER - 30% RECYLED CONTENT - ESSENTIALS BRAND	1615	\$ 3,921.60
85200129 85200129	07/30/2019	642477	ENERGY PETROLEUM COMPANY	400	314.5	EACH	\$ 2.25	NO LEAD 87 OCT RFG	6486	\$ 707.63
85200129 85200129					1	EACH	\$ 55.10	FEDERAL AND STATE TAXES AND FEES - 6233676	6486	\$ 55.10
85200129 85200129					417.4	EACH	\$ 2.13	#2 DIESEL ULTRA LS	6486	\$ 889.06
85200129 85200129					1	EACH	\$ 73.13	FEDERAL AND STATE TAXES AND FEES - 6233674	6486	\$ 73.13
85200157 85200157 85200157	08/13/2019	642477	ENERGY PETROLEUM COMPAI400	400	325.4	EACH	2.18000	NO LEAD 87 OCT RFG	6486	709.37
85200157 85200157					1	EACH	57.02000	FEDERAL AND STATE TAXES AND FEES - 11741654	6486	57.02
85200157 85200157					350.5	EACH	2.20000	#2 DIESEL ULTRA LS	6486	771.10
85200157 85200157					1	EACH	61.42000	FEDERAL AND STATE TAXES AND FEES - 11741655	6486	61.42
85200158 85200158 85200158	08/13/2019	642477	ENERGY PETROLEUM COMPAI400	400	2000	EACH	1.99000	NO LEAD 87 OCT RFG	6486	3,980.00
85200158 85200158					1	EACH	350.40000	FEDERAL AND STATE TAXES AND FEES - 6235612	6486	350.40
85200158 85200158					250	EACH	2.03000	#2 DIESEL ULTRA LS	6486	507.50
85200158 85200158					1	EACH	43.81000	FEDERAL AND STATE TAXES AND FEES - 6235613	6486	43.81
85200158 85200158 85200158					1	EACH	74.47000	FEDERAL AND STATE TAXES AND FEES - 6235611	6486	74.47
85200158					425	EACH	1.99000	NO LEAD 87 OCT RFG		

85200158								6486	845.75	
85200207	08/29/2019	642477	ENERGY PETROLEUM COMPAI400							
85200207				3980.6	EACH	1.77000	NO LEAD 87 OCT RFG			
85200207								6486	7,045.66	
							FEDERAL AND STATE TAXES AND FEES -			
85200207				1	EACH	697.40000	6239726			
85200207								6486	697.40	
85200207				298.9	EACH	1.88000	#2 DIESEL ULTRA LS			
85200207								6486	561.93	
							FEDERAL AND STATE TAXES AND FEES -			
85200207				1	EACH	52.37000	6239727			
85200207								6486	52.37	
85200207				400	EACH	1.77000	NO LEAD 87 OCT RFG			
85200207								6486	708.00	
							FEDERAL AND STATE TAXES AND FEES -			
85200207				1	EACH	70.08000	16239725			
85200207								6486	70.08	
97200049	08/27/2019	800559	KIESEL COMPANY	500						
							PREMIUM ULTRA LOW SULFUR #2 DIESEL			
97200049				7500	EACH	1.84900	FUEL			
97200049								6486	13,867.50	
97200049				7500	EACH	0.00214	FED OIL SPILL FEE			
97200049								6486	16.05	
97200049				7500	EACH	0.00100	MO AGI TAX PER GAL EXTRA			
97200049								6486	7.50	
97200049				7500	EACH	0.17000	MO STATE TAX PER GAL			
97200049								6486	1,275.00	
97200049				7500	EACH	0.00070	MO ADG INSP. FEE TAX PER GAL			
97200049								6486	5.25	
97200049				7500	EACH	0.00250	MO USTD TRANSP. LOAD FEE TAX PER GAG			
97200049								6486	18.75	
85200193	08/22/2019	800066	INDUSTRIAL SOAP CO	401						
							TRASH CAN LINERS 40" X 48" - 16 MICRON HIGH DENSITY ONLY - CLEAR - STAR SEALED (250/CASE) APPROX CASE WGT: 21.6# #MR40483MC			
85200193				400	EACH	17.60000	50CASES PER PALLET			
85200193								6411	7,040.00	
81200026	07/03/2019	913529	VACCARO & SONS PRODUCE	700	1	EACH	\$ 9,850.00	BLANKET PO	6471	\$ 9,850.00
									Total Commodity 202 (Paper)	\$ 31,372.80
									Total Commodity 400 (Fuel - Facilities)	\$ 18,261.20
									Total Commodity 500 (Fuel - Transportation)	\$ 15,190.05

Total Commodity 401 (Trash Liners)	\$ 7,040.00
Total Commodity 700 (Produce)	<u>\$ 9,850.00</u>
Grand Total All Commodity	\$ 81,714.05